



# TEXAS

## 2016-17 BASKETBALL

33 NCAA Tournament Appearances: 1939, 1943, 1947, 1960, 1963, 1972, 1974, 1979, 1989-92, 1994-97, 1999-2012, 2014-16

### SCHEDULE/RESULTS

| Date  | Day  | Opponent - TV            | Result/Time |
|-------|------|--------------------------|-------------|
| 11/2  | Wed. | Angelo State (exhib) LHN | W, 95-55    |
| 11/11 | Fri. | Incarnate Word LHN       | W, 78-73    |

#### Legends Classic Austin Regional Rounds (Austin, Texas)

|       |        |                        |          |
|-------|--------|------------------------|----------|
| 11/14 | Mon.   | Louisiana Monroe LHN   | W, 80-59 |
| 11/17 | Thurs. | Eastern Washington LHN | W, 85-52 |

#### Legends Classic Championship Rounds (Brooklyn, N.Y.)

|       |       |                            |          |
|-------|-------|----------------------------|----------|
| 11/21 | Mon.  | vs. Northwestern ESPN3/LHN | L, 58-77 |
| 11/22 | Tues. | vs. Colorado ESPN          | L, 54-68 |

|       |       |                                      |          |
|-------|-------|--------------------------------------|----------|
| 11/29 | Tues. | UTA LHN                              | L, 61-72 |
| 12/2  | Fri.  | Alabama ESPN                         | W, 77-68 |
| 12/6  | Tues. | at Michigan (Ann Arbor, Mich.) ESPN2 | L, 50-53 |
| 12/10 | Sat.  | Long Beach State ESPN2               | W, 71-65 |

#### Lone Star Shootout (Houston, Texas)

|       |      |                   |          |
|-------|------|-------------------|----------|
| 12/17 | Sat. | vs. Arkansas ESPN | L, 74-77 |
|-------|------|-------------------|----------|

|       |       |                 |          |
|-------|-------|-----------------|----------|
| 12/21 | Wed.  | UAB LHN         | W, 96-60 |
| 12/27 | Tues. | Kent State ESPN | L, 58-63 |

|       |       |  |          |
|-------|-------|--|----------|
| 12/30 | Fri.  | at K-State* (Manhattan, Kan.) ESPNNEWS | L, 62-65 |
| 1/4   | Wed.  | Oklahoma State* LHN                    | W, 82-79 |
| 1/7   | Sat.  | at Iowa State* (Ames, Iowa) ESPN2      | L, 70-79 |
| 1/11  | Wed.  | TCU* LHN                               | L, 61-64 |
| 1/14  | Sat.  | #10/9 West Virginia* ESPN2             | L, 72-74 |
| 1/17  | Tues. | at #6/6 Baylor* (Waco, Texas) ESPN2    | L, 64-74 |
| 1/21  | Sat.  | at #2/1 Kansas* (Lawrence, Kan.) CBS   | L, 67-79 |
| 1/23  | Mon.  | Oklahoma* ESPN                         | 8 pm     |

#### SEC/Big 12 Challenge (Athens, Ga.)

|      |      |                 |      |
|------|------|-----------------|------|
| 1/28 | Sat. | at Georgia ESPN | 3 pm |
|------|------|-----------------|------|

|      |       |  |           |
|------|-------|--|-----------|
| 2/1  | Wed.  | Texas Tech* ESPN                                     | 8 pm      |
| 2/4  | Sat.  | at TCU* (Fort Worth, Texas) ESPNNEWS                 | Noon      |
| 2/7  | Tues. | Iowa State* ESPN2                                    | 8 pm      |
| 2/11 | Sat.  | at Oklahoma State* (Stillwater, Okla.) ESPN OR ESPN2 | 3 pm      |
| 2/14 | Tues. | at Oklahoma* (Norman, Okla.) ESPN2                   | 8 pm      |
| 2/18 | Sat.  | Kansas State* LHN                                    | 1 pm      |
| 2/20 | Mon.  | at West Virginia* (Morgantown, W. Va.) ESPN          | 8 pm      |
| 2/25 | Sat.  | Kansas* ESPN OR ESPN2                                | 5 or 7 pm |
| 3/1  | Wed.  | at Texas Tech* (Lubbock, Texas) ESPN2                | 8 pm      |
| 3/4  | Sat.  | Baylor* ESPN OR ESPN2                                | 3 pm      |

3/8-11 Phillips 66 Big 12 Championship (Kansas City, Mo.)

3/16-19 NCAA First & Second Rounds (site TBA)

3/23-26 NCAA Regionals (site TBA)

4/1 & 3 NCAA Final Four (Glendale, Ariz.)

\*Big 12 Conference opponents | All Times Central  
All home contests in **Bold** | LHN = Longhorn Network

### Texas Basketball Media Relations

Basketball SID: Scott McConnell

Office: (512) 471-1345 | Cell: (512) 748-9313 | E-mail: sm@utexas.edu

Secondary SID: David Wiechmann

Office: (512) 471-6062 | Cell: (936) 234-2711 |

E-mail: dwiech@utexas.edu

@TexasMBB

Web site: www.TexasSports.com



### GAME

# 20

### Texas (7-12, 1-6 Big 12) vs. Oklahoma (8-10, 2-5 Big 12)

Monday, Jan. 23, 2017 - 8 p.m. Central  
Frank Erwin Center (16,542) - Austin, Texas

### GAMEDAY QUICK FACTS

• **TELEVISION:** The game will be televised nationally by ESPN. Bob Wischusen (pxp), Fran Fraschilla (analyst) and Holly Rowe (reporter) will call the action.

• **RADIO:** The Longhorn IMG Radio Network broadcasts every UT game on the statewide network. Craig Way (pxp) and Eddie Oran (analyst) will call the action. Check www.TexasSports.com for a listing of affiliates carrying the game.

• **SERIES:** Oklahoma leads, 53-36. Last meeting: Texas 76-63 (Feb. 27, 2016; Austin).

### NOTABLES

• **ALLEN'S CAREER DAY:** Freshman forward **Jarrett Allen** posted career highs with 22 points and 19 rebounds and tied his career high with 3 blocks during Saturday's game at No. 2/1 Kansas. Allen was one rebound shy of becoming just the fifth player in UT history to record a 20-20 performance and first since Kevin Durant in 2007. Allen's 19 rebounds also marked the second-highest single-game total by a UT freshman in school history.

• **JONES COMING OF AGE:** In the last three games (all against Top 10 opponents), freshman guard **Andrew Jones** has averaged 15.7 points, 4.0 rebounds and 3.3 assists per contest while converting 15-of-32 (.469) field goals, including 8-of-19 (.421) threes, and 9-of-11 (.818) free throws.

• **CLEARE CONTINUES TO SHINE:** Senior forward **Shaquille Cleare** has averaged 12.3 points in 26.7 minutes per game over the last three contests. Cleare has converted 16-of-28 (.571) field goals and 5-of-6 (.833) free throws during the stretch while reaching double figures in scoring in each of the three games.

### PROJECTED GAME STARTERS (2016-17 stats)

| No | Pos | Name             | Ht   | Yr  | GP-GS | Pts  | Reb  |
|----|-----|------------------|------|-----|-------|------|------|
| 12 | G   | Kerwin Roach Jr. | 6-4  | So. | 18/17 | 10.6 | 3.5* |
| 3  | G   | Jacob Young      | 6-2  | Fr. | 19/3  | 3.9  | 1.0* |
| 10 | G   | Eric Davis Jr.   | 6-3  | So. | 19/9  | 7.2  | 2.7  |
| 31 | F   | Jarrett Allen    | 6-11 | Fr. | 19/19 | 12.5 | 8.4  |
| 32 | F   | Shaquille Cleare | 6-8  | Sr. | 19/19 | 7.8  | 4.9  |

### OFF THE BENCH

|    |   |              |      |     |       |      |      |
|----|---|--------------|------|-----|-------|------|------|
| 1  | G | Andrew Jones | 6-4  | Fr. | 19/12 | 10.6 | 2.7* |
| 2  | G | Isaiah Hobbs | 6-3  | Jr. | 2/0   | 0.0  | 0.0  |
| 4  | C | James Banks  | 6-10 | Fr. | 18/0  | 1.3  | 2.4  |
| 5  | G | Kendal Yancy | 6-3  | Sr. | 15/6  | 5.5  | 2.1  |
| 14 | F | Mareik Isom  | 6-9  | Sr. | 3/0   | 0.0  | 0.0  |
| 25 | F | Joe Schwartz | 6-2  | Jr. | 1/0   | 0.0  | 0.0  |
| 30 | F | Ryan McClurg | 6-6  | Sr. | 4/0   | 0.5  | 0.0  |

# denotes assists per game

**Head Coach:** Shaka Smart, 27-25 at Texas (2nd year); 190-81 overall (8th year)

## OKLAHOMA SERIES INFO

- Monday's contest marks the 90th meeting between Texas and Oklahoma.
- The Sooners hold a 53-36 lead in the all-time series that dates back to a 59-26 OU victory in Norman on Feb. 25, 1910.
- UT holds a 20-18 advantage in the series in games played in Austin.
- Texas has won 8 of the last 14 meetings in the series entering Monday's contest.**

## HORNS AT HOME

- UT is in its 40th season of play at the Frank Erwin Center. The Longhorns have registered an all-time record of 484-116 (.807) in the building.
- Texas is 212-33 (.865) at the Erwin Center in the last 15 seasons (dating to the start of the 2002-03 season).**
- UT is 7-4 in the Erwin Center this season and 21-7 at home during the Shaka Smart era.

### TEXAS AT THE ERWIN CENTER (LAST 15 YEARS)

| Year         | Home Record   |
|--------------|---------------|
| 2002-03      | 14-0          |
| 2003-04      | 15-1          |
| 2004-05      | 14-2          |
| 2005-06      | 16-1          |
| 2006-07      | 15-1          |
| 2007-08      | 17-1          |
| 2008-09      | 13-2          |
| 2009-10      | 15-2          |
| 2010-11      | 16-2          |
| 2011-12      | 15-3          |
| 2012-13      | 12-4          |
| 2013-14      | 16-2          |
| 2014-15      | 13-5          |
| 2015-16      | 14-3          |
| 2016-17      | 7-4           |
| <b>TOTAL</b> | <b>212-33</b> |

## KANSAS GAME NOTES

- UT posted a 19-15 advantage in points off turnovers and a 20-15 advantage in bench scoring.
- Jarrett Allen** recorded a double-double (22 points, 19 rebounds) for the seventh time this season (19 games) and third time in Big 12 play (7 games). He set career highs in points, rebounds, FG made (9-14) and tied his career high in blocks (3).
- Allen** reached double figures in scoring for the fifth straight game and 13th time this season. Allen has reached double figures in scoring in six of the first seven Big 12 contests. He reached double figures in rebounds for the eighth time this year.
- Shaquille Cleare** reached double figures in scoring (11 points) for the third straight game, the seventh time this season (19 games) and ninth time in his UT career (52 games). He had his consecutive FT made streak snapped at 21 (with a miss on his second attempt of the game).
- Eric Davis Jr.** reached double figures in scoring (12 points) for the fifth time this year (19 games) and 19th time in his career (52 games).
- Andrew Jones** reached double figures in scoring (15 points) for the third straight game and 10th time this season (19 games). He set a career high in blocked shots (2) and tied his career high in FG made (6-9).

## A FIRST IN PROGRAM HISTORY

- Texas just completed a brutal three-game stretch that saw the Longhorns face three consecutive Top 10 opponents.
- UT dropped a 74-72 decision at home to No. 10/9 West Virginia (Jan. 14). The Horns then fell 74-64 at No. 6/6 Baylor last Tuesday (Jan. 17) and lost at No. 2/1 Kansas 79-67 on Saturday (Jan. 21).
- This marked the first time in UT program history that the Longhorns have faced three consecutive opponents ranked in The AP Top 10.**

## CLOSE CALLS

- The Longhorns are 2-6 this season in games decided by 5 points or less.
- Texas is 1-5 this year in games decided by 3 points or less.
- In its first seven Big 12 Conference contests, three of UT's six losses have been by 3 points or less.

## A CONSISTENT DANCER

- Texas has advanced to the NCAA Tournament in 17 of the last 18 and 25 of the last 28 years.** UT is one of six schools nationally to have appeared in at least 17 of the last 18 tourneys (Duke, Gonzaga, Kansas, Michigan State and Wisconsin).
- UT has made a total of 33 all-time appearances in the NCAA Tournament (35-36 record).

## YEAR TWO OF THE SHAKA SMART ERA

- Shaka Smart** was introduced as the 24th head basketball coach at The University of Texas on April 3, 2015.
- The 39-year-old Smart spent six seasons (2009-15) at Virginia Commonwealth University, leading the Rams to an overall record of 163-56 (.744) and five NCAA Tournament appearances including the 2011 Final Four.
- The 183 wins tie Smart for the sixth-highest number of total victories during the first seven years of a head coaching career in NCAA history.**

### BEST CAREER START (7 YEARS) BY WINS

| COACH, SCHOOL                    | YEARS          | W-L           |
|----------------------------------|----------------|---------------|
| Mark Few, Gonzaga                | 2000-06        | 188-41        |
| Jamie Dixon, Pittsburgh          | 2004-10        | 188-54        |
| Everett Case, NC State           | 1947-53        | 187-45        |
| Dave Rose, BYU                   | 2006-12        | 185-54        |
| Roy Williams, Kansas             | 1989-95        | 184-51        |
| That Matta, But/XU/OSU           | 2001-07        | 183-53        |
| <b>Shaka Smart, VCU/UT</b>       | <b>2010-16</b> | <b>183-69</b> |
| Larry Brown, UCLA/KU             | 1980-81, 84-88 | 172-60        |
| Bruce Stewart, WVU Wesleyan/MTSU | 1983-89        | 172-60        |

## FIVE CORE VALUES OF TEXAS BASKETBALL

Upon Smart's arrival at Texas in the spring of 2015, he laid out his five core values for the Texas Basketball program:

- APPRECIATION:** We see every opportunity as a gift.
- ENTHUSIASM:** We are passionate and excited about our process for success.
- COMPETITIVENESS:** We aggressively pursue excellence.
- TEAMSHIP:** We commit fully to aligning ourselves with the team.
- ACCOUNTABILITY:** We are responsible for our team and ourselves.

## WHAT IS GONE FROM LAST YEAR?

- Gone from the 2015-16 team are a total of six upperclassmen: guards **Isaiah Taylor** (turned professional after his junior season and now with the Houston Rockets D-League team), **Javan Felix** and **Demarcus Holland**, forward **Connor Lammert** and centers **Prince Ibeh** and **Cameron Ridley**.
- These six players combined to play in a total of 745 games (459 starts).
- **The 2016-17 Longhorns return just: 37.2% of their scoring (877 of 2,355), 37.5% of their rebounding (396 of 1,055), 23.9% of their assists (90 of 377) and 36.6% of their minutes played (2,432 of 6,650).**

### EXPERIENCE LOST

| NAME             | GAMES PLAYED | GAMES STARTED |
|------------------|--------------|---------------|
| Javan Felix      | 132          | 79            |
| Demarcus Holland | 135          | 92            |
| Prince Ibeh      | 135          | 28            |
| Connor Lammert   | 136          | 72            |
| Cameron Ridley   | 115          | 96            |
| Isaiah Taylor    | 92           | 92            |
| <b>Totals</b>    | <b>745</b>   | <b>459</b>    |

## 20-WIN MARK

- With its 20-13 overall record in 2015-16, Texas reached the 20-win mark for the 16th time in the last 17 seasons.
- UT has reached the 20-win plateau a total of 31 times in its previous 110 seasons of basketball.

## RECORD-TYING FREE THROW PERFORMANCE

**The Longhorns tied a school record with a perfect effort (12-of-12) from the stripe in the home win against UAB (Dec. 21).**

- This marked the fourth time in school history (since the 1960-61 season, as far back as UT records were kept for free throws) that the Longhorns have been perfect from the free throw line as a team with at least 10 attempts.

### HIGHEST SINGLE-GAME FT PERCENTAGE (SINCE 1960-61 SEASON, MIN. 10 ATT)

| OPPONENT       | FT-FTA       | DATE                 |
|----------------|--------------|----------------------|
| at Mississippi | 16-16        | Dec. 2, 1972         |
| vs. SMU        | 14-14        | Jan. 20, 1996        |
| <b>vs. UAB</b> | <b>12-12</b> | <b>Dec. 21, 2016</b> |
| at Oklahoma    | 11-11        | Feb. 6, 2008         |

## ALLEN BECOMING ASSERTIVE

Freshman forward **Jarrett Allen** leads the team in rebounding (8.4 rpg) and blocked shots (32) and ranks second in scoring (12.5 ppg) and minutes (30.3 mpg) through the first 19 contests. He has converted 96-of-163 (.589) field goals. **Allen has recorded seven double-doubles this season, including three in Big 12 play.** He has reached double figures in scoring 13 times and double figures in rebounds eight times through his first 19 contests.

- He recorded 17 points (7-13 FG), 10 rebounds (5 offensive) and 2 blocks in 31 minutes against Kent State (Dec. 27).
- Allen posted 16 points (8-9 FG) and 6 rebounds in 25 minutes against UAB (Dec. 21).
- He had 11 points (5-10 FG), 10 rebounds and 2 blocks in 33 minutes against Arkansas in Houston (Dec. 17).
- Allen registered 13 points, 12 rebounds (7 offensive) and 2 blocks in 33 minutes against UTA (Nov. 29).

- He posted 15 points (6-9 FG) and 6 boards in 34 minutes against Colorado (Nov. 22).
- Allen recorded a double-double (16 points, 12 rebounds) and 2 blocks in 36 minutes during his collegiate debut against Incarnate Word (Nov. 11). His 16 points were 4 shy of the UT freshman debut mark (20 by Kevin Durant vs. Alcorn State in 2006), and his 12 boards were 1 shy of the school's freshman debut record (13 by P.J. Tucker vs. Brown in 2003).

## ALLEN BETTER IN BIG 12 PLAY

**Through his first seven Big 12 Conference contests, Jarrett Allen has averaged a team-best 15.6 points, 10.9 rebounds and 2.3 blocks in 33.7 minutes per game.** He has converted 61.4% (43-70) of his field goal attempts and 23-of-30 (.767) free throws. Allen has reached double figures in scoring in six of the first seven league games.

- Allen tallied 11 points (5-10 FG), 7 rebounds and a career-high 3 blocks in 35 minutes at Iowa State (Jan. 7).
- He recorded 8 points (4-4 FT), 11 rebounds and 2 blocks in 32 minutes against Oklahoma State (Jan. 4).
- Allen posted 14 points (6-8 FG, 2-2 FT) and 13 rebounds (4 offensive) in 35 minutes at K-State (Dec. 30).

### ALLEN BY THE NUMBERS

| FIRST 12 GAMES | STAT              | BIG 12 GAMES (7) |
|----------------|-------------------|------------------|
| 10.7           | Points per game   | 15.6             |
| 57.0 (53-93)   | FG% (FG-A)        | 61.4 (43-70)     |
| 48.9 (22-45)   | FT% (FT-A)        | 76.7 (23-30)     |
| 6.9            | Rebounds per game | 10.9             |
| 1.3            | Blocks per game   | 2.3              |
| 28.3           | Minutes per game  | 33.7             |

## MONSTER EFFORT IN "ALLEN" FIELDHOUSE

**Jarrett Allen** had a remarkable performance during Saturday's game in historic Allen Fieldhouse at No. 2/1 Kansas (Jan. 21). Here's a look inside the numbers:

- **Allen had a career-high 22 points (9-14 FG, 4-7 FT), a career-high 19 rebounds (7 offensive) and tied a career high with 3 blocks in 34 minutes.**
- He came within 1 rebound of becoming just the **FIFTH** player in UT history to record 20 points and 20 rebounds in a game: Kevin Durant (37 points, 23 rebounds at Texas Tech on Jan. 31, 2007), Brad Buckman (27 points, 21 rebounds at Colorado on Feb. 8, 2005), LaSalle Thompson (26 points, 21 rebounds at North Texas on Jan. 19, 1981) and Larry Robinson (26 points, 23 rebounds vs. Centenary on Dec. 27, 1971).
- His 19 rebounds marked the **SECOND**-highest single-game total by a UT **freshman** in school history (Kevin Durant had 23 boards at Texas Tech on Jan. 31, 2007).
- His 19 boards are the most by a Kansas opponent since Jackson Vroman (Iowa State) had 19 rebounds on Feb. 21, 2004.

## ALLEN SHINES AGAINST THE BEST

**In the last three games (ALL against Top 10 opponents), Jarrett Allen has averaged a team-best 19.3 points, 12.0 rebounds and 2.7 blocks in 33.7 minutes per game.** He has converted 71.0% (22-31) of his field goal attempts and 14-of-19 (.737) free throws. In addition to his effort at No. 2/1 Kansas on Saturday, here's a look at Allen's two previous performances against Top 10 opposition:

- He recorded 17 points (7-10 FG, 3-4 FT), 10 rebounds and tied his career high with 3 blocks in 31 minutes at No. 6/6 Baylor (Jan. 17).



- Allen posted 19 points (6-7 FG, 7-8 FT), 7 rebounds and 2 blocks in 36 minutes against No. 10/9 West Virginia (Jan. 14). He set a career high in FT made and tied his career high in minutes played.

#### ALLEN EARNS WEEKLY BIG 12 HONOR

**Jarrett Allen earned Phillips 66 Big 12 Conference Co-Newcomer of the Week honors on Jan. 16.** This marked his first career Big 12 weekly award. Allen averaged 18.5 points, 8.0 rebounds and 2.0 blocks in 34.5 minutes per game during UT's two contests against No. 10/9 West Virginia (Jan. 14) and TCU (Jan. 11). He converted 14-of-21 (.667) field goals and 9-of-11 (.818) free throws.

- He registered 18 points (8-14 FG, 2-3 FT) to go along with 9 rebounds and 2 blocks in 33 minutes against TCU (Jan. 11). He tied his career high in FG made.

#### ROACH'S RESUME

Sophomore guard **Kerwin Roach Jr.** will play a significant role in the Texas backcourt this season. He has topped the 20-point mark twice and reached double figures in scoring 20 times in 51 career games (17 starts, all this season).

- **Through his first 18 games this year, he leads the team in assists (63, 3.5 apg) and steals (26) and ranks tied for third in scoring (10.6 ppg) and third in minutes (29.4 mpg).**
- Roach has reached double figures in scoring in 11 of his first 18 contests this season.
- He had 11 points, 6 rebounds and 5 assists in a career-high 38 minutes against No. 10/9 West Virginia (Jan. 14).
- Roach registered a season-high 21 points (7-9 FG, 4-4 threes) and 5 assists in 37 minutes at Iowa State (Jan. 7). The 21 points were one shy of his career high (22 vs. TCU on Jan. 26, 2016) and he set a career-high in 3-pointers made.
- He tallied 11 points (3-3 FG, 5-6 FT), 5 rebounds, a career-high 6 assists against 2 turnovers, 2 steals and 1 blocked shot in 36 minutes against Oklahoma State (Jan. 4).
- Roach recorded 13 points (4-7 FG, 4-4 FT), 3 assists and 2 steals in 32 minutes against Kent State (Dec. 27).
- He posted a team-high 16 points (12-16 FT) and 5 rebounds against Alabama (Dec. 2). Roach set a career high in FT made.
- Roach had 16 points and 3 steals against UTA (Nov. 29). He set a career high in field goals made (8-14).
- He posted a team-high 16 points in 30 minutes against Colorado (Nov. 22).
- Roach posted 11 points (4-7 FG) and 6 rebounds in 23 minutes against Eastern Washington (Nov. 17).
- Roach earned a spot on the six-person Big 12 All-Newcomer Team last year. He was a two-time Phillips 66 Big 12 Newcomer of the Week selection (Feb. 1 and March 6).
- During fall testing, Roach recorded a 47.5-inch vertical jump.

#### ROACH BY THE NUMBERS

| 2015-16 | STAT             | 2016-17 |
|---------|------------------|---------|
| 7.5     | Points per game  | 10.6    |
| 1.2     | Assists per game | 3.5     |
| 17.8    | Minutes per game | 29.4    |

#### ROACH PLAYS THIEF

- **Kerwin Roach Jr.** recorded a career-high 6 steals in just 21 minutes of action during the home win against UAB (Dec. 21).
- **This marked the most steals by a UT player in a single game since Daniel Gibson had 6 steals vs. Iowa State on Feb. 5,**

#### 2005.

- Roach leads the team with 26 steals (1.4 spg) in his first 18 games this season.

#### CLEARE TAKES LEADERSHIP ROLE

Senior forward **Shaquille Cleare** (pronounced: CLAIR) shed more than 30 pounds during the summer and early fall and reduced his body fat to less than 8 percent entering the 2016-17 season. At Texas, he has reached double figures in scoring nine times in 52 career games (19 starts, all this season).

- **Through the first 19 games, Cleare ranks second on the team in rebounding (4.9 rpg) and fifth in scoring (7.8 ppg).** He has converted 50.9% (59-116) from the floor and a team-best 86.1% (31-36) from the free throw line.
- Cleare has reached double figures in scoring seven times this season.
- He posted 10 points (4-7 FG, 2-2 FT) and 6 rebounds in 28 minutes at K-State (Dec. 30).
- Cleare recorded 10 points (3-4 FG, 4-4 FT) and 6 rebounds in 20 minutes against UAB (Dec. 21).
- He had 10 points (3-6 FG, 4-4 FT), 7 rebounds and 2 blocks in 23 minutes against Arkansas in Houston (Dec. 17).
- Cleare had 8 points and tied his UT career high in rebounds (8) in 21 minutes against Long Beach State (Dec. 10).
- He posted 11 points (5-9 FG), 4 boards and 1 block in 23 minutes against Alabama (Dec. 2).
- He played in 69 career games at Maryland during his freshman (2012-13) and sophomore (2013-14) seasons. He sat out the 2014-15 season due to NCAA transfer rules.

#### CLEARE BY THE NUMBERS

| 2015-16      | STAT                        | 2016-17      |
|--------------|-----------------------------|--------------|
| 3.6          | Points per game             | 7.8          |
| 2.9          | Rebounds per game           | 4.9          |
| 2            | Double-figure scoring games | 7            |
| 62.9 (22-35) | Free Throw % (FT-A)         | 86.1 (31-36) |
| 12.0         | Minutes per game            | 20.8         |

#### CLEARE ON A ROLL

**Shaquille Cleare has averaged 12.3 points in 26.7 minutes per game over his last three contests - ALL coming against Top 10 opponents.** He has converted 16-of-28 (.571) field goals and 5-of-6 (.833) free throws during this stretch and has reached double figures in scoring in ALL three contests.

- He recorded 11 points (4-9 FG, 3-4 FT), 1 assist and 1 block in 22 minutes at No. 2/1 Kansas (Jan. 21).
- Cleare tied his UT career high with 14 points (6-10 FG, 2-2 FT) and added 6 rebounds in 25 minutes at No. 6/6 Baylor (Jan. 17).
- He posted 12 points (6-9 FG), 4 rebounds, 1 block, 1 assist and 1 steal in a career-high 33 minutes against No. 10/9 West Virginia (Jan. 14).

#### CLEARE BY THE NUMBERS

| FIRST 16 G   | STAT             | LAST 3 G     |
|--------------|------------------|--------------|
| 7.0          | Points per game  | 12.3         |
| 48.9 (43-88) | FG% (FG-A)       | 57.1 (16-28) |
| 19.7         | Minutes per game | 26.7         |

### CLEARE'S STREAK AT THE LINE SNAPPED AT 21

- **Shaquille Cleare had his streak of consecutive free throws made snapped at 21 during Saturday's game at No. 2/1 Kansas.**
- Cleare made his first FT attempt but missed his second in the first half in Lawrence. He had been perfect at the stripe dating back to the Long Beach State game on Dec. 10.
- His streak of 21 marked the most consecutive FT made by a UT player since J'Covan Brown hit 28 straight from Jan. 7, 2012-Jan. 21, 2012.

### KEEPING UP WITH THE JONES'

**Freshman guard Andrew Jones ranks second on the team in assists (51, 2.7 apg) and steals (24), tied for third in scoring (10.6 ppg) and fourth in rebounding (3.8 rpg) through the first 19 contests.** He has converted 51-of-69 (.739) free throws and has reached double figures in scoring 10 times this season.

- Jones tallied 14 points (5-7 FG, 2-3 threes) and tied his career high with 7 rebounds in 29 minutes at Iowa State (Jan. 7).
- He had 10 points (6-10 FT), 4 rebounds and 2 assists without a turnover in 28 minutes against Oklahoma State (Jan. 4).
- Jones recorded 16 points (6-9 FG, 4-7 threes), 5 rebounds, 6 assists and 2 steals in 22 minutes against UAB (Dec. 21).
- He tied his career highs in scoring (17 points) and steals (3) and set career highs in assists (7), free throws made (8-11) and minutes (32) against Arkansas in Houston (Dec. 17).
- Jones had 17 points (6-10 FG) and 3 steals in 21 minutes against Eastern Washington (Nov. 17).
- He had 12 points (3-6 FG, 6-8 FT) and 4 assists in 23 minutes against UL Monroe (Nov. 14).
- Jones recorded 10 points and 6 rebounds in 22 minutes against Incarnate Word (Nov. 11).

### JONES SHOWING IMPROVEMENT

**Andrew Jones has averaged 15.7 points, 4.0 rebounds, 3.3 assists and 1.7 steals in 29.3 minutes per game over his last three contests - ALL coming against Top 10 opponents.** He has converted 15-of-32 (.469) field goals, including 8-of-19 (.421) from three-point range, and 9-of-11 (.818) free throws during the stretch and reached double digits in scoring in ALL three games.

- He recorded 15 points (6-9 FG, 3-4 threes), 5 rebounds, 5 assists, 2 steals and a career-high 2 blocks in 29 minutes at No. 2/1 Kansas (Jan. 21).
- Jones posted 15 points (6-7 FT), 4 boards and 4 assists without a turnover in 31 minutes at No. 6/6 Baylor (Jan. 17).
- He tied his career high with 17 points (4-9 threes, 3-4 FT), 3 rebounds and 2 steals in 28 minutes against No. 10/9 West Virginia (Jan. 14).

### JONES BY THE NUMBERS

| FIRST 16 G   | STAT             | LAST 3 G    |
|--------------|------------------|-------------|
| 9.6          | Points per game  | 15.7        |
| 32.7 (16-49) | 3FG % (3FG-A)    | 42.1 (8-19) |
| 72.4 (42-58) | FT % (FT-A)      | 81.8 (9-11) |
| 22.8         | Minutes per game | 29.3        |

### DAVIS LOOKING TO BREAK OUT

Sophomore guard **Eric Davis Jr.** emerged as a team leader during spring and summer workouts. Davis has reached double figures in scoring 19 times in 52 career games (11 career starts).

- **Through the first 19 games this season, Davis is third on the team in assists (28), sixth in scoring (7.2 ppg) and fourth in minutes played (26.2 mpg).**
- He had 12 points (4-4 FT) and tied a career high with 3 steals in a career-high 36 minutes at No. 2/1 Kansas (Jan. 21).
- Davis registered 16 points (5-8 FG, 3-6 threes, 3-4 FT) in 28 minutes against Oklahoma State (Jan. 4).
- He recorded 16 points (4-8 FG, 3-7 threes, 5-6 FT) in 25 minutes against Long Beach State (Dec. 10).
- Davis set a career high with 7 rebounds in 24 minutes against ULM (Nov. 14).
- He posted 16 points (5-6 FT) and 6 rebounds in 32 minutes against Incarnate Word (Nov. 11).
- Davis earned a spot on the six-person Big 12 All-Newcomer Team last year. He was a two-time Phillips 66 Big 12 Newcomer of the Week (Nov. 30 and Dec. 14).
- Davis ranked fifth on the team in scoring (7.4 ppg) while converting a team-best 38.2 percent (42-110) from 3-point range and 79.6 percent (43-54) from the free throw line in his freshman season.

### HORNS WELCOME TOP 5 RECRUITING CLASS

In their first full recruiting cycle, head coach **Shaka Smart** and the UT coaching staff pulled in a four-man freshman class that ranked as the **No. 5 recruiting class in the nation by Scout.com**. All four incoming freshmen were ranked among the Top 100 players nationally.

- **Jarrett Allen** was ranked as the No. 15 overall prospect in the nation by ESPN, No. 15 by Rivals.com and No. 15 by Scout.com. A McDonald's All-American, he also competed for Team USA in the 2016 Nike Hoop Summit. Allen averaged 19.7 points and 13.3 rebounds as a senior while leading St. Stephen's Episcopal School (Austin, Texas) to a 25-5 mark and the Southwest Preparatory Conference title. He scored 33 points in the 66-57 win against Bellaire Episcopal in the SPC championship game.
- **James Banks** was ranked as the No. 49 overall prospect in the nation by Scout.com, No. 57 by ESPN and No. 83 by Rivals.com. He led La Lumiere School (La Porte, Ind.) to a 27-4 overall mark during his senior season while averaging 6 points, 8 rebounds and 3 blocks per game. La Lumiere advanced to the championship game at the 2016 Dick's Sporting Goods High School Nationals in New York City in April. Banks also participated in the prestigious Kentucky Derby Festival Classic in Louisville in April and the BallIsLife All-American Game in May.
- **Andrew Jones** was ranked as the No. 19 overall prospect in the nation by Scout.com, No. 22 by Rivals.com and No. 29 by ESPN following his senior year. A McDonald's All-American, he also was the 13th player in UT history to participate in the Jordan Brand Classic and posted 15 points (7-11 FG) in 16 minutes for the West team. Jones averaged 30 points, 10 rebounds and 7 assists per game as a senior while leading Irving MacArthur (Irving, Texas) to a 22-7 overall record.
- **Jacob Young** was ranked as the No. 87 prospect in the nation by Scout.com and No. 106 by Rivals.com following his senior year. A two-time Class 5A all-state selection by the Texas Association of Basketball Coaches (TABC), he helped pace Yates HS (Houston, Texas) to the third round of the Class 5A state playoffs as a senior.

## ALLEN'S PRESEASON ACCOLADES

Freshman **Jarrett Allen** earned several preseason honors this fall.

- Allen was named to the John R. Wooden Award Preseason Top 50 on Nov. 15. The watch list features 50 players in consideration for the 2017 Wooden Award as the top player in college basketball.
- He was named to the Naismith Trophy Men's 50 preseason watch list on Nov. 10. The watch list features 50 players in consideration for the 2017 Naismith Men's College Player of the Year.
- Allen was named to the 20-person watch list for the 2017 Kareem Abdul-Jabbar Center of the Year Award on Oct. 21. Named after the Hall of Famer and three-time NCAA Champion, the annual honor in its third year recognizes the top center in men's college basketball.

## MAKING HISTORY

- **Jarrett Allen** was the top-ranked center in the country by ESPN.
- This marks the first time in UT program history that the Longhorns have signed the **No. 1 center** in ESPN's recruiting rankings.

## YANCY PROVIDES EXPERIENCE

Guard **Kendal Yancy** returns for his senior season as the most experienced returning player on the UT roster. Now in his fourth year in the backcourt rotation, he has played in 113 career games (49 starts) and has reached double figures in scoring 18 times.

- **He suffered a high left ankle sprain during the game at K-State (Dec. 30) and missed the next four games.**
- Yancy returned and played 10 minutes at No. 6/6 Baylor (Jan. 17) and 18 minutes at No. 2/1 Kansas (Jan. 21).
- He has reached double figures in scoring five times this season.
- He registered 14 points (5-7 FG, 3-3 FT) in 21 minutes against UAB (Dec. 21).
- Yancy recorded 11 points and a season-high 5 rebounds in 23 minutes against Long Beach State (Dec. 10).
- He added 12 points (5-6 FG) in 23 minutes against ULM (Nov. 14).
- Yancy posted a team-high 19 points against Incarnate Word (Nov. 11). He set his career high in steals (4) and FT made (8-9) and tied his career high in minutes (37).
- Yancy played in 30 games (15 starts) and averaged 3.0 points and 1.8 rebounds in 10.5 minutes per contest last year.
- He earned the team's Most Improved Player honor as a sophomore in 2014-15.
- Yancy is a three-time Big 12 Commissioner's Honor Roll selection (min. 3.0 GPA) and earned Academic All-Big 12 Second Team accolades as a sophomore.

## BLOCK PARTY FOR BANKS

Freshman center **James Banks** ranks second on the team in blocked shots (27) while averaging 2.4 rebounds in 12.6 minutes per contest through his first 18 contests. **Banks has registered at least one blocked shot in 13 of his 18 games played.**

- He registered 2 blocks in just 5 minutes against Oklahoma State (Jan. 4).
- Banks had 3 blocks in 10 minutes against Kent State (Dec. 27).
- He recorded 2 points, 9 rebounds and 5 blocks in 24 minutes during his collegiate debut against Incarnate Word (Nov. 11).
- Banks set the UT freshman debut mark for most blocked shots (5). The previous mark was 3 (Cameron Ridley vs. Fresno State in 2012; Damion James vs. Alcorn State in 2006).

## YOUNG FINDING HIS ROLE

Freshman guard **Jacob Young** is averaging 3.9 points in 18.7 minutes per game through the first 19 contests.

- Young made his first collegiate start against No. 10/9 West Virginia (Jan. 14) and had 8 points (2-4 threes, 2-2 FT) in 22 minutes.
- He posted a season-high 11 points (4-8 FG, 3-6 threes) in 24 minutes against Alabama (Dec. 2).
- Young had 10 points (4-7 FG) and 2 assists without a turnover in a career-high 32 minutes against Incarnate Word (Nov. 11).

## ADDING "MO'-MENTUM

Senior forward **Mareik Isom** (pronounced: muh-REAK EYE-sum) spent his first four seasons at Arkansas-Little Rock and played in 95 career games (18 starts). After redshirting as a true freshman in 2012-13, he completed his bachelor's degree in psychology in December 2015. Isom enrolled in graduate-level classes at UT this summer and is eligible to compete immediately for the Longhorns in the upcoming 2016-17 season. He was a two-time Sun Belt Conference Honor Roll selection (2013-14 and 2014-15).

- As a redshirt junior (2015-16), Isom played in 34 games (9 starts) and averaged 5.9 points, 2.7 rebounds and 0.5 blocks in 19.1 minutes per game while helping the Trojans post a 30-5 record (17-3 Sun Belt Conference champions) and advance to the NCAA Tournament Round of 32.
- He converted 39.6 percent (42-106) from 3-point range and 78.4 percent (29-37) from the free throw line last year. Isom reached double figures in scoring eight times, including a season-high 16 points against Texas State (Feb. 27).
- In his redshirt sophomore season (2014-15), he played in 31 games (8 starts) and averaged 6.8 points and 2.9 rebounds in 15.9 minutes per contest. Isom led the Sun Belt in 3-point shooting percentage (45.0 percent).
- Isom is an **Austin, Texas native** who played at Bowie HS.
- He had surgery on Nov. 1 on his left ankle and made his first appearance this season against No. 10/9 West Virginia on Jan. 14.

## MACK SUSPENDED INDEFINITELY

Sophomore guard/forward **Tevin Mack** was suspended indefinitely on Thursday, Jan. 12 for a violation of team rules.

- **Coach Smart quote:** "We have a set of standards that we expect people in our program to adhere to. Tevin has failed to reach them."
- In his first 15 contests this year, Mack led the team in scoring (14.8 ppg) and minutes (31.3 mpg) while hitting 45.9% (79-172) from the floor, including a team-best 39.1% (34-87) from 3-point range.
- He had reached double figures in scoring in 11 of his first 15 games.

## MCDONALD'S ALL-AMERICA TRADITION CONTINUES

- **Jarrett Allen** and **Andrew Jones** both compete in the 2016 McDonald's All-American Game.
- Allen and Jones became the **17th and 18th players** in UT history to participate in the McDonald's All-American Game.
- This marks the fourth time in UT program history that the Longhorns have had at least two McDonald's All-Americans in the same year: 2004 (LaMarcus Aldridge, Daniel Gibson and Mike Williams), 2006 (D.J. Augustin and Kevin Durant) and 2010 (Cory Joseph and Tristan Thompson).



### TRIO OF HORNS WIN GOLD MEDAL FOR TEAM USA

- Head coach **Shaka Smart** was able to spend almost three full weeks with freshmen **Jarrett Allen** and **James Banks** during the summer.
- Smart served as the **head coach** for the USA U18 National Team, which competed in July at the FIBA Americas U18 Championship in Valdivia, Chile. Allen and Banks both earned spots on the final 12-man roster for Team USA.
- Allen led Team USA and ranked fourth in the tournament overall in rebounding (9.0 rpg) and topped the squad in minutes played (23.8 mpg). He ranked third on the team in scoring (10.6 ppg) and tied for third in blocked shots (5).
- Banks played in four of the five games during the tourney and led Team USA in blocks (7). He ranked sixth on the squad in rebounding (4.5 rpg) despite playing just 9.8 minutes per contest. Banks added 2.3 ppg and grabbed 9 of his 18 rebounds off the offensive glass.
- Smart posted a 5-0 mark with the Under-18 National Team. The Americans recorded a +30.4 average margin of victory (93.4-63.0) and led the tournament in scoring (93.4 ppg), field goal percentage (.461) assists (25.0 apg), steals (13.4 spg) and blocked shots (6.8 bpg).

### OSETKOWSKI SITS OUT TRANSFER YEAR

Junior forward **Dylan Osetkowski** (pronounced: oh-set-COW-skee) spent his freshman and sophomore seasons at Tulane University (2014-15 and 2015-16) and played in 65 career games for the Green Wave. He elected to transfer to Texas and began taking classes in Austin in Summer 2016. Osetkowski will sit out the 2016-17 season due to NCAA transfer rules and have two seasons of eligibility remaining, beginning in the 2017-18 season.

- Osetkowski impressed during his one public appearance in a Texas uniform this fall. He posted a game-high 17 points (7-7 FG) and 10 rebounds in 24 minutes during the Texas Tip-Off.
- As a sophomore at Tulane (2015-16), he registered a team-best 11 double-doubles and led the squad in rebounding (8.3 rpg) while starting all 34 games for the Green Wave. Osetkowski ranked third on the team in scoring (11.3 ppg) and second in minutes (32.4 mpg).

### UT INKS TRIO DURING EARLY SIGNING PERIOD

**Jase Febres** (Houston, Texas), **Royce Hamm Jr.** (Houston, Texas) and **Jericho Sims** (Minneapolis, Minn.) signed National Letters of Intent to play basketball next season at The University of Texas during the early signing period. The trio will join the Longhorns for the 2017-18 season.

- **Febres** [pronounced: JAYCE FEB-rus] (6-5, 180), a guard from Westfield HS who plays under coach Van Price, is ranked as the No. 47 overall prospect in the nation by Scout.com and No. 63 by Rivals.com. He averaged 17.1 ppg, 5.8 rpg and 3.8 apg assists per game during his junior year.
- **Hamm Jr.** (6-7, 200), a forward from Aldine Davis HS who plays under coach Larry Skinner, is ranked as the No. 74 overall prospect in the nation by ESPN and No. 89 by Scout.com. He averaged 22.1 ppg and 7.1 rpg as a junior while leading the Falcons to a 29-3 record.

- **Sims** (6-9, 220), a forward from Cristo Rey Jesuit HS who plays under coach Stanley Clay, is ranked as the No. 48 overall prospect in the nation by Scout.com, No. 54 by Rivals.com and No. 67 by ESPN. He averaged 21.8 ppg, 11.2 rpg, 3.7 apg and 1.4 bpg as a junior.

### NAVY SEAL TEAM PT - YEAR TWO AT TEXAS

- After using Navy SEAL Team PT for his final four years at VCU, head coach **Shaka Smart** and Basketball strength/conditioning coach **Daniel Roose** brought the preseason program to Texas.
- All players and members of the UT coaching and support staff took part in a four-day training session on Sept. 19-22.
- The goals of the training were to improve communication, leadership and team-building while getting players out of their comfort zone.
- John McGuire (@SEALTeamPT), who spent 10 years as a Navy SEAL and the past 18 years organizing training sessions that incorporate some of the same rugged regimens, led the training.
- To view an all-access look at this fall's Navy SEAL Team PT provided by Longhorn Network, go to this YouTube link: <https://www.youtube.com/watch?v=KvrljNEOIqw&feature=youtu.be>.

### SUCCESS IN THE CLASSROOM

- Five Texas players earned a spot on the 2016 Academic All-Big 12 Men's Basketball Team. Prince Ibeh and Danny Newsome were named to the First Team, while Demarcus Holland, Connor Lammert and Isaiah Taylor were selected to the Second Team. **UT's five total selections were the most in the league.**
- Texas Basketball has received public recognition awards for its multi-year NCAA Division I Academic Progress Rate (APR) in EACH of the last SEVEN years (2010-16). The awards are given each spring to teams scoring in the top 10 percent of all squads in their respective sport. UT has earned a perfect 1,000 score in EACH of the last SEVEN multi-year APR reports. In addition, Men's Basketball has posted perfect 1,000 APR single-year scores in EVERY season dating back to 2005-06 (10 consecutive years).

### THREE-POINT STREAK

- The last time Texas did NOT convert a 3-pointer in a contest came on Dec. 18, 1990, in an 87-84 overtime victory at UC Santa Barbara. The Horns were 0-of-2 from beyond the arc that day.
- **The Longhorns enter Monday's contest having hit at least one 3-pointer in 877 consecutive games.**
- In fact, UT has converted at least one 3-pointer in 1,005 of 1,012 games since the 3-pointer was introduced prior to the 1986-87 season.
- The Horns have failed to ATTEMPT at least one 3-pointer just one time in school history (Feb. 24, 1988 at TCU, 69-55 win).

## OFF THE COURT WITH THE HORNS

- **Shaquille Cleare's** father, Brian, played basketball at the University of Science and Arts of Oklahoma (Chickasha, Okla.). He wears jersey No. 32 to honor his father, who also wore No. 32 during his collegiate playing days.
- **Eric Davis Jr.'s** father, Eric Sr., played football at Saginaw Valley College (1992-94). His uncle, Tony Davis, played basketball at the University of Minnesota. Eric's mother's name is Merry Christmas.
- **Tevin Mack's** brother, Jermaine Washington, played basketball for two seasons at the University of Nevada (2003-05). In Washington's senior year, Nevada defeated Texas in the 2005 NCAA First Round.
- **Kerwin Roach Jr.'s** father, Kerwin Sr., played basketball at Texas Southern University. Kerwin won back-to-back 5A state championships in the triple jump for North Shore HS as a junior (2014) and senior (2015). Roach also set a Nike Clyde Littlefield Texas Relays meet record with a jump of 50-8.00 (15.44 meters) in April 2015 on the UT campus.
- **Kendal Yancy's** brother, Terrel Harris, played basketball at Oklahoma State and went on to play professionally with the Miami Heat (2011-13) and New Orleans Hornets.



## LONGHORNS IN THE NBA

*Longhorns on active rosters as of Oct. 29, 2016.*

| NAME              | TEAM      | NBA SEASON |
|-------------------|-----------|------------|
| LaMarcus Aldridge | Spurs     | 11th       |
| D.J. Augustin     | Magic     | 9th        |
| Avery Bradley     | Celtics   | 7th        |
| Kevin Durant      | Warriors  | 10th       |
| Cory Joseph       | Raptors   | 6th        |
| Tristan Thompson  | Cavaliers | 6th        |
| P.J. Tucker       | Suns      | 6th        |
| Myles Turner      | Pacers    | 2nd        |

## NBA DRAFT

*Longhorns selected during the last 11 NBA Drafts.*

| YEAR | PLAYER               | ROUND (OVERALL PICK) | TEAM           |
|------|----------------------|----------------------|----------------|
| 2006 | LaMarcus Aldridge \$ | 1 (2)                | Bulls          |
|      | P.J. Tucker          | 2 (35)               | Raptors        |
|      | Daniel Gibson        | 2 (42)               | Cavaliers      |
| 2007 | Kevin Durant         | 1 (2)                | Sonics/Thunder |
| 2008 | D.J. Augustin        | 1 (9)                | Bobcats        |
| 2010 | Avery Bradley        | 1 (19)               | Celtics        |
|      | Damion James %       | 1 (24)               | Hawks          |
|      | Dexter Pittman       | 2 (32)               | Heat           |
| 2011 | Tristan Thompson     | 1 (4)                | Cavaliers      |
|      | Jordan Hamilton &    | 1 (26)               | Mavericks      |
|      | Cory Joseph          | 1 (29)               | Spurs          |
| 2015 | Myles Turner         | 1 (11)               | Pacers         |

\$ - traded to Portland on draft night

% - traded to New Jersey on draft night

& - traded to Denver on draft night



## WHERE TO FIND TEXAS BASKETBALL

### ON TELEVISION

All 31 regular-season games during the 2016-17 season will be televised nationally.

### ON RADIO

All Texas basketball regular-season and postseason games can be heard live on the Longhorn IMG Radio Network, with KTXS (104.9 FM The Horn) in Austin serving as the flagship station. All games can also be heard on **Sirius Ch. 216** and **XM Ch. 202** and online at [TexasSports.com](http://TexasSports.com). "Voice of the Longhorns" **Craig Way** is in his 16th season in the play-by-play chair, while former UT assistant coach **Eddie Oran** is in his 16th year as color analyst. The Network also carries "Longhorn Weekly," a weekly (7-8 p.m.) one-hour radio show featuring **Shaka Smart**. The show is broadcast live at Plucker's Restaurant in West Campus and hosted by Way. Please check [www.TexasSports.com](http://www.TexasSports.com) for show dates.

#### LONGHORN IMG RADIO NETWORK (2016-17 RADIO AFFILIATES)

| City              | Call Letters | Frequency |
|-------------------|--------------|-----------|
| Abilene           | KZQQ         | 1560 AM   |
| Austin (flagship) | KTXS         | 104.9 FM  |
| Austin            | KLGO         | 98.5 FM   |
| Austin            | KOKE         | 99.3 FM   |
| Austin            | KTAE         | 1490 AM   |
| Carthage          | KGAS         | 1590 AM   |
| Carthage          | KGAS         | 104.3 FM  |
| Dallas            | KWRD         | 100.7 FM  |
| Henderson         | KWRD         | 1470 AM   |
| Houston           | KBME         | 760 AM    |
| Marshall          | KMHT         | 1450 AM   |
| Orange            | KOGT         | 1600 AM   |
| Paris             | KFYN         | 1420 AM   |
| Paris             | KFYN         | 104.3 FM  |
| San Angelo        | KKSA         | 1260 AM   |
| San Antonio       | KTKR         | 760 AM    |
| Temple            | KTEM         | 1400 AM   |

• *Texas Men's Basketball broadcasts are also available on XM Satellite Radio, Ch. 202.*

### ON THE INTERNET

Up-to-date information on the Texas Basketball team is available 24 hours a day on the internet at the official UT Athletics web site: [www.TexasSports.com](http://www.TexasSports.com).

### FOLLOW TEXAS ON TWITTER

Fans can stay up-to-date with their favorite men's collegiate basketball team by following **@TexasMBB** on Twitter. Whether it's an inside look at the UT program or behind-the-scenes pictures, fans have more access to their favorite team than ever before.

## MEDIA INFORMATION & POLICIES

### GENERAL POLICY

All interview requests with any UT basketball staff member or player must be arranged through Basketball SID **Scott McConnell**. For telephone interviews with a Texas player or coach, please contact McConnell at least 24 hours in advance of the requested interview. For in-person, feature-type requests, we will attempt to schedule interviews with the student-athletes during the middle of the day (around class and practice schedules).

### PRACTICE COVERAGE

All practices are closed to the media and general public unless otherwise announced. No interviews are permitted during practice sessions. Camera persons (both still and video) are not allowed to shoot any portion of practice.

### AVAILABILITY WITH SHAKA SMART

Coach Shaka Smart will usually hold a formal media briefing one time per week. Please check with McConnell to verify times and locations for Smart's availability.

### AVAILABILITY WITH TEXAS PLAYERS

Texas players are available by request for a 20-to-30-minute period one time per week. Please check with McConnell to verify times and locations for player availability.

### BIG 12 CONFERENCE CALL

The Big 12 Conference men's basketball coaches will participate in a weekly media-only teleconference during the 2016-17 season. There will be one call in December with a weekly call beginning in January. There will also be a special postseason conference call for all teams advancing to postseason play. **UT coach Shaka Smart's slot begins at 9:52 a.m. Central.** The call can also be heard live and on replay via the internet at [www.big12sports.com](http://www.big12sports.com).

### CREDENTIALS

Texas home game credentials are issued on a game-by-game basis. Please make your requests to Scott McConnell via e-mail ([sm@utexas.edu](mailto:sm@utexas.edu)).

### PHOTOGRAPHY

Action shots of UT student-athletes and coaches can be requested through the UT Athletics Photography Department via phone (512/471-6573) or e-mail ([photo@athletics.utexas.edu](mailto:photo@athletics.utexas.edu)).

2016-17 NUMERICAL ROSTER

| No. | Name              | Pos. | Ht.  | Wt. | Cl-Exp. | Hometown (High School/Previous School)                        |
|-----|-------------------|------|------|-----|---------|---|
| 0   | Tevin Mack        | G/F  | 6-7  | 220 | So.-1L  | Columbia, S.C. (Dreher HS)                                    |
| 1   | Andrew Jones      | G    | 6-4  | 190 | Fr.-HS  | Irving, Texas (MacArthur HS)                                  |
| 2   | Isaiah Hobbs      | G    | 6-3  | 185 | Jr.-TR  | Palm Beach, Fla. (Lake Worth Christian HS/<br>Howard College) |
| 3   | Jacob Young       | G    | 6-2  | 185 | Fr.-HS  | Houston, Texas (Yates HS)                                     |
| 4   | James Banks       | C    | 6-10 | 240 | Fr.-HS  | Decatur, Ga. (La Lumiere School [Ind.])                       |
| 5   | Kendal Yancy      | G    | 6-3  | 210 | Sr.-3L  | Richardson, Texas (Berkner HS)                                |
| 10  | Eric Davis Jr.    | G    | 6-3  | 195 | So.-1L  | Saginaw, Mich. (Arthur Hill HS)                               |
| 12  | Kerwin Roach Jr.  | G    | 6-4  | 175 | So.-1L  | Houston, Texas (North Shore HS)                               |
| 14  | Mareik Isom       | F    | 6-9  | 217 | Sr.-TR  | Austin, Texas (Bowie HS/<br>Arkansas-Little Rock)             |
| 21  | Dylan Osetkowski* | F    | 6-9  | 250 | Jr.-TR  | San Diego, Calif. (JSerra Catholic HS/<br>Tulane)             |
| 25  | Joe Schwartz      | G    | 6-2  | 185 | Jr.-2L  | Waco, Texas (Vanguard College Prep)                           |
| 30  | Ryan McClurg      | F    | 6-6  | 230 | Sr.-2L  | Katy, Texas (Seven Lakes HS)                                  |
| 31  | Jarrett Allen     | F    | 6-11 | 235 | Fr.-HS  | Round Rock, Texas (St. Stephen's Episcopal School)            |
| 32  | Shaquille Cleare  | F    | 6-8  | 275 | Sr.-1L  | Andros, Bahamas (The Village School [Texas]/<br>Maryland)     |

COACHING STAFF

Head Coach: Shaka Smart  
Assistant Coaches: David Cason, Darrin Horn, Jai Lucas

SUPPORT STAFF

Director of Program Development: Mike Morrell  
Director of Basketball Operations: Cody Hatt  
Special Assistant to the Head Coach: Denny Kuiper  
Special Assistant, Video Coordinator: David Harris  
Basketball Strength & Conditioning Coach: Daniel Roose  
Assistant Basketball Strength & Conditioning Coach: Sean Brown  
Graduate Assistants: Ike Azotam, R.J. Evans, Simon McCormack, Mike Venezia  
Athletic Trainer: Laef Morris  
Athletic Equipment Manager: Rob Lazare  
Executive Assistant: Leslie Parks  
Administrative Assistant: Shalika Shetty

PRONUNCIATION GUIDE

|                  |                  |
|------------------|------------------|
| JARRETT Allen    | JAIR-ehT         |
| David CASON      | KAY-sahn         |
| Shaquille CLEARE | CLAIR            |
| Dreher HS        | DREAR            |
| MAREIK ISOM      | muh-REAK EYE-sum |
| JAI Lucas        | JAY              |
| Denny KUIPER     | KYE-per          |
| Mike MORRELL     | more-ELLE        |
| Dylan OSETKOWSKI | oh-set-COW-skee  |

BREAKDOWN BY CLASS

Seniors: 4 (Cleare, Isom, McClurg, Yancy)  
Juniors: 3 (Hobbs, Osetkowski, Schwartz)  
Sophomores: 3 (Davis Jr., Mack, Roach Jr.)  
Freshmen: 4 (Allen, Banks, Jones, Young)

QUICK FACTS

|                               |                    |
|-------------------------------|--------------------|
| Season of Basketball          | 111th              |
| All-Time Record (Pct.)        | 1,745-1,047 (.625) |
| All-Time Big 12 Record (Pct.) | 214-123 (.635)     |
| Lettermen Returning/Lost      | 7/8                |
| Starters Returning/Lost       | 0/5                |
| Newcomers                     | 7                  |

POSTSEASON

|                              |            |
|------------------------------|------------|
| NCAA Appearances (Record)    | 33 (35-36) |
| NIT Appearances (Record)     | 4 (6-3)    |
| Big 12 Regular Season Titles | 3          |
| Southwest Conference Titles  | 22         |

UNIVERSITY OF TEXAS

|                          |                                    |
|--------------------------|------------------------------------|
| Location                 | Austin, Texas                      |
| Enrollment               | 51,334 (40,170 undergraduate)      |
| President                | Gregory L. Fenves                  |
| Men's Athletics Director | Mike Perrin                        |
| Founded                  | 1883                               |
| Nickname                 | Longhorns                          |
| Colors                   | Burnt Orange & White (Pantone 159) |
| Affiliation              | NCAA Division I                    |
| NCAA Faculty Rep.        | Dr. Michael Clement                |
| Conference               | Big 12                             |
| Home Arena               | Frank Erwin Center                 |
| Capacity                 | 16,540                             |

MEDIA RELATIONS INFO

Office Phone: 512-471-6036

Scott McConnell (Basketball SID)

Asst. AD/Media Relations  
Office: 512-471-1345 Cell: 512-748-9313  
sm@utexas.edu

David Wiechmann (Secondary MBB contact)

Asst. Media Relations Director  
Office: 512-471-6062 Cell: 936-234-2711  
dwiech@utexas.edu

# 2016-17 Season Results

\*Big 12 Conference game; LHN = Longhorn Network

**OVERALL RECORD: 7-12 (HOME: 7-4, AWAY: 0-5, NEUTRAL: 0-3) • BIG 12 RECORD: 1-6 (HOME: 1-2, AWAY: 0-4)**

| DATE          | Rk. | OPPONENT (TV)        | W/L | SCORE | Record (Big12) | ATTEND | HIGH POINTS | HIGH REBOUNDS |
|---------------|-----|----------------------|-----|-------|----------------|--------|-------------|---------------|
| Nov. 11 21/22 |     | Incarnate Word (LHN) | W   | 78-73 | 1-0            | 10,922 | 19 - Yancy  | 12 - Allen    |

## Legends Classic Regional Round (Austin, Texas)

|               |  |                          |   |       |     |       |           |               |
|---------------|--|--------------------------|---|-------|-----|-------|-----------|---------------|
| Nov. 14 23/21 |  | Louisiana Monroe (LHN)   | W | 80-59 | 2-0 | 8,953 | 14 - Mack | 7 - Davis Jr. |
| Nov. 17 23/21 |  | Eastern Washington (LHN) | W | 85-52 | 3-0 | 9,072 | 19 - Mack | 9 - Allen     |

## Legends Classic Championship Round (Brooklyn, N.Y.)

|               |  |                              |   |       |     |       |                |                              |
|---------------|--|------------------------------|---|-------|-----|-------|----------------|------------------------------|
| Nov. 21 22/21 |  | vs. Northwestern (ESPN3/LHN) | L | 58-77 | 3-1 | 6,780 | 18 - Mack      | 5 - Allen, Cleare, Roach Jr. |
| Nov. 22 22/21 |  | vs. Colorado (ESPN2)         | L | 54-68 | 3-2 | 5,711 | 16 - Roach Jr. | 7 - Cleare                   |

|         |  |                          |   |       |     |        |                |                      |
|---------|--|--------------------------|---|-------|-----|--------|----------------|----------------------|
| Nov. 29 |  | UT Arlington (LHN)       | L | 61-72 | 3-3 | 9,812  | 19 - Mack      | 12 - Allen           |
| Dec. 2  |  | Alabama (ESPN2)          | W | 77-68 | 4-3 | 10,268 | 16 - Roach Jr. | 7 - Jones, Mack      |
| Dec. 6  |  | @ Michigan (ESPN2)       | L | 50-53 | 4-4 | 10,613 | 18 - Mack      | 5 - Mack, Roach, Jr. |
| Dec. 10 |  | Long Beach State (ESPN2) | W | 71-65 | 5-4 | 10,173 | 18 - Mack      | 8 - Cleare           |

## Lone Star Shootout (Houston, Texas)

|         |  |                              |   |       |            |        |                |                          |
|---------|--|------------------------------|---|-------|------------|--------|----------------|--------------------------|
| Dec. 17 |  | vs. Arkansas (ESPN2)         | L | 74-77 | 5-5        | 8,777  | 20 - Mack      | 12 - Mack                |
| Dec. 21 |  | UAB (LHN)                    | W | 96-60 | 6-5        | 9,106  | 18 - Mack      | 6 - Allen, Cleare        |
| Dec. 27 |  | Kent State (ESPN2)           | L | 58-63 | 6-6        | 10,658 | 17 - Allen     | 10 - Allen               |
| Dec. 30 |  | @ Kansas State* (ESPNEWS)    | L | 62-65 | 6-7 (0-1)  | 12,528 | 14 - Allen     | 13 - Allen               |
| Jan. 4  |  | Oklahoma State* (LHN)        | W | 82-79 | 7-7 (1-1)  | 9,753  | 27 - Mack      | 11 - Allen               |
| Jan. 7  |  | @ Iowa State* (ESPN2)        | L | 70-79 | 7-8 (1-2)  | 14,384 | 21 - Roach Jr. | 7 - Allen, Cleare, Jones |
| Jan. 11 |  | TCU* (LHN)                   | L | 61-64 | 7-9 (1-3)  | 9,661  | 18 - Allen     | 9 - Allen, Mack          |
| Jan. 14 |  | #10/9 West Virginia* (ESPN2) | L | 72-74 | 7-10 (1-4) | 10,751 | 19 - Allen     | 7 - Allen                |
| Jan. 17 |  | @ #6/6 Baylor* (ESPN2)       | L | 64-74 | 7-11 (1-5) | 7,604  | 17 - Allen     | 10 - Allen               |
| Jan. 21 |  | @ # 2/1 Kansas* (CBS)        | L | 67-79 | 7-12 (1-6) | 16,300 | 22 - Allen     | 19 - Allen               |
| Jan. 23 |  | Oklahoma* (ESPN)             |   |       |            |        |                |                          |

## SEC / Big 12 Challenge (Athens, Ga.)

|         |  |                                   |  |  |  |  |  |  |
|---------|--|-----------------------------------|--|--|--|--|--|--|
| Jan. 28 |  | @ Georgia (ESPN)                  |  |  |  |  |  |  |
| Feb. 1  |  | Texas Tech* (ESPN2)               |  |  |  |  |  |  |
| Feb. 4  |  | @ TCU* (ESPNEWS)                  |  |  |  |  |  |  |
| Feb. 7  |  | Iowa State* (ESPN2)               |  |  |  |  |  |  |
| Feb. 11 |  | @ Oklahoma State* (ESPN or ESPN2) |  |  |  |  |  |  |
| Feb. 14 |  | @ Oklahoma* (ESPN2)               |  |  |  |  |  |  |
| Feb. 18 |  | Kansas State* (LHN)               |  |  |  |  |  |  |
| Feb. 20 |  | @ West Virginia* (ESPN)           |  |  |  |  |  |  |
| Feb. 25 |  | Kansas* (ESPN or ESPN2)           |  |  |  |  |  |  |
| March 1 |  | @ Texas Tech* (ESPN2)             |  |  |  |  |  |  |
| March 4 |  | Baylor* (ESPN or ESPN2)           |  |  |  |  |  |  |

## 2017 Phillips 66 Big 12 Championship (Kansas City, Mo.)

March 8-11 TBD

## 2016-17 ATTENDANCE FIGURES

| SITE    | GAMES | TOTAL   | AVERAGE |
|---------|-------|---------|---------|
| HOME    | 11    | 109,129 | 9,921   |
| AWAY    | 5     | 61,429  | 12,286  |
| NEUTRAL | 3     | 21,268  | 7,089   |
| TOTAL   | 19    | 191,826 | 10,096  |

## 2016-17 TEXAS WIN/LOSS MARGIN

|             | 1 | 2 | 3 | 4 | 5 | 6 | 7 | 8 | 9 | 10 | 11 | 12 | 13 | 14 | 15 | 16 | 17 | 18 | 19 | 20+ |
|-------------|---|---|---|---|---|---|---|---|---|----|----|----|----|----|----|----|----|----|----|-----|
| Wins (7)    |   |   | 1 |   | 1 | 1 |   |   | 1 |    |    |    |    |    |    |    |    |    |    | 3   |
| Losses (12) |   | 1 | 4 |   | 1 |   |   |   | 1 | 1  | 1  | 1  |    | 1  |    |    |    |    | 1  |     |

**2016-17 Texas Basketball**  
**Texas Combined Team Statistics (as of Jan 21, 2017)**  
**All games**

| <b>RECORD:</b> | <b>OVERALL</b> | <b>HOME</b> | <b>AWAY</b> | <b>NEUTRAL</b> |
|----------------|----------------|-------------|-------------|----------------|
| ALL GAMES      | 7-12           | 7-4         | 0-5         | 0-3            |
| CONFERENCE     | 1-6            | 1-2         | 0-4         | 0-0            |
| NON-CONFERENCE | 6-6            | 6-2         | 0-1         | 0-3            |

| ##             | Player            | gp-gs | min  | avg  | Total    |      | 3-Point |      | F-Throw |       | Rebounds |     |     |      | pf  | dq | a   | to  | blk | stl | pts  | avg  |
|----------------|-------------------|-------|------|------|----------|------|---------|------|---------|-------|----------|-----|-----|------|-----|----|-----|-----|-----|-----|------|------|
|                |                   |       |      |      | fg-fga   | fg%  | 3fg-fga | 3fg% | ft-fa   | ft%   | off      | def | tot | avg  |     |    |     |     |     |     |      |      |
| 00             | Mack, Tevin       | 15-10 | 470  | 31.3 | 79-172   | .459 | 34-87   | .391 | 30-51   | .588  | 21       | 51  | 72  | 4.8  | 24  | 0  | 12  | 21  | 8   | 7   | 222  | 14.8 |
| 31             | Allen, Jarrett    | 19-19 | 576  | 30.3 | 96-163   | .589 | 0-3     | .000 | 45-75   | .600  | 56       | 103 | 159 | 8.4  | 42  | 1  | 17  | 53  | 32  | 6   | 237  | 12.5 |
| 12             | Roach Jr., Kerwin | 18-17 | 530  | 29.4 | 64-152   | .421 | 12-41   | .293 | 51-76   | .671  | 8        | 56  | 64  | 3.6  | 59  | 2  | 63  | 44  | 6   | 26  | 191  | 10.6 |
| 01             | Jones, Andrew     | 19-12 | 453  | 23.8 | 63-138   | .457 | 24-68   | .353 | 51-69   | .739  | 6        | 67  | 73  | 3.8  | 43  | 1  | 51  | 42  | 7   | 24  | 201  | 10.6 |
| 32             | Cleare, Shaquille | 19-19 | 395  | 20.8 | 59-116   | .509 | 0-0     | .000 | 31-36   | .861  | 29       | 65  | 94  | 4.9  | 44  | 2  | 12  | 27  | 10  | 5   | 149  | 7.8  |
| 10             | Davis Jr., Eric   | 19-9  | 497  | 26.2 | 46-147   | .313 | 19-84   | .226 | 26-36   | .722  | 7        | 44  | 51  | 2.7  | 35  | 0  | 28  | 23  | 1   | 17  | 137  | 7.2  |
| 05             | Yancy, Kendal     | 15-6  | 269  | 17.9 | 27-59    | .458 | 8-23    | .348 | 21-30   | .700  | 12       | 20  | 32  | 2.1  | 20  | 0  | 7   | 12  | 3   | 10  | 83   | 5.5  |
| 03             | Young, Jacob      | 19-3  | 355  | 18.7 | 25-87    | .287 | 15-65   | .231 | 9-11    | .818  | 2        | 18  | 20  | 1.1  | 32  | 0  | 19  | 19  | 0   | 5   | 74   | 3.9  |
| 04             | Banks, James      | 18-0  | 226  | 12.6 | 11-36    | .306 | 0-0     | .000 | 2-6     | .333  | 17       | 27  | 44  | 2.4  | 35  | 1  | 5   | 19  | 27  | 6   | 24   | 1.3  |
| 30             | McClurg, Ryan     | 4-0   | 15   | 3.8  | 0-0      | .000 | 0-0     | .000 | 2-2     | 1.000 | 0        | 0   | 0   | 0.0  | 4   | 0  | 0   | 1   | 0   | 0   | 2    | 0.5  |
| 02             | Hobbs, Isaiah     | 2-0   | 4    | 2.0  | 0-0      | .000 | 0-0     | .000 | 0-0     | .000  | 0        | 0   | 0   | 0.0  | 1   | 0  | 1   | 1   | 0   | 0   | 0    | 0.0  |
| 14             | Isom, Mareik      | 3-0   | 9    | 3.0  | 0-2      | .000 | 0-2     | .000 | 0-1     | .000  | 0        | 0   | 0   | 0.0  | 0   | 0  | 0   | 0   | 0   | 0   | 0    | 0.0  |
| 25             | Schwartz, Joe     | 1-0   | 1    | 1.0  | 0-0      | .000 | 0-0     | .000 | 0-0     | .000  | 0        | 0   | 0   | 0.0  | 0   | 0  | 0   | 0   | 0   | 0   | 0    | 0.0  |
| Team           |                   |       |      |      |          |      |         |      |         |       | 26       | 33  | 59  |      |     |    | 3   |     |     |     |      |      |
| Total.....     |                   | 19    | 3800 |      | 470-1072 | .438 | 112-373 | .300 | 268-393 | .682  | 184      | 484 | 668 | 35.2 | 339 | 7  | 215 | 265 | 94  | 106 | 1320 | 69.5 |
| Opponents..... |                   | 19    | 3800 |      | 470-1135 | .414 | 125-412 | .303 | 236-326 | .724  | 220      | 469 | 689 | 36.3 | 364 | 8  | 221 | 255 | 67  | 131 | 1301 | 68.5 |

| <b>TEAM STATISTICS</b> | <b>UT</b> | <b>OPP</b> |
|------------------------|-----------|------------|
| SCORING                | 1320      | 1301       |
| Points per game        | 69.5      | 68.5       |
| Scoring margin         | +1.0      | -          |
| FIELD GOALS-ATT        | 470-1072  | 470-1135   |
| Field goal pct         | .438      | .414       |
| 3 POINT FG-ATT         | 112-373   | 125-412    |
| 3-point FG pct         | .300      | .303       |
| 3-pt FG made per game  | 5.9       | 6.6        |
| FREE THROWS-ATT        | 268-393   | 236-326    |
| Free throw pct         | .682      | .724       |
| F-Throws made per game | 14.1      | 12.4       |
| REBOUNDS               | 668       | 689        |
| Rebounds per game      | 35.2      | 36.3       |
| Rebounding margin      | -1.1      | -          |
| ASSISTS                | 215       | 221        |
| Assists per game       | 11.3      | 11.6       |
| TURNOVERS              | 265       | 255        |
| Turnovers per game     | 13.9      | 13.4       |
| Turnover margin        | -0.5      | -          |
| Assist/turnover ratio  | 0.8       | 0.9        |
| STEALS                 | 106       | 131        |
| Steals per game        | 5.6       | 6.9        |
| BLOCKS                 | 94        | 67         |
| Blocks per game        | 4.9       | 3.5        |
| ATTENDANCE             | 109129    | 82697      |
| Home games-Avg/Game    | 11-9921   | 5-12286    |
| Neutral site-Avg/Game  | -         | 3-7089     |

| <b>Date</b> | <b>Opponent</b>    | <b>Score</b> | <b>Att.</b> |
|-------------|--------------------|--------------|-------------|
| 11/11/16    | INCARNATE WORD     | w 78-73      | 10922       |
| ( 11/14/16  | LOUISIANA MONROE   | w 80-59      | 8953        |
| ( 11/17/16  | EASTERN WASHINGTON | w 85-52      | 9072        |
| ) 11/21/16  | vs Northwestern    | L 58-77      | 6780        |
| ) 11/22/16  | vs Colorado        | L 54-68      | 5711        |
| 11/29/16    | UT ARLINGTON       | L 61-72      | 9812        |
| 12/02/16    | ALABAMA            | w 77-68      | 10268       |
| 12/06/16    | at Michigan        | L 50-53      | 10613       |
| 12/10/16    | LONG BEACH STATE   | w 71-65      | 10173       |
| @ 12/17/16  | vs Arkansas        | L 74-77      | 8777        |
| 12/21/16    | ALABAMA BIRMINGHAM | w 96-60      | 9106        |
| 12/27/16    | KENT STATE         | L 58-63      | 10658       |
| * 12/30/16  | at Kansas State    | L 62-65      | 12528       |
| * 01/04/17  | OKLAHOMA STATE     | w 82-79      | 9753        |
| * 01-07-17  | at Iowa State      | L 70-79      | 14384       |
| * 01/11/17  | TCU                | L 61-64      | 9661        |
| * 01/14/17  | WEST VIRGINIA      | L 72-74      | 10751       |
| * 01/17/17  | at Baylor          | L 64-74      | 7604        |
| * 01/21/17  | at Kansas          | L 67-79      | 16300       |

\* = Big 12 Conference game  
( = Legends Classic (Austin, TX)  
) = Legends Classic Championship Rounds (New York, N.Y.)  
@ = Lone Star Shootout (Houston, TX)  
~ = SEC/Big 12 Challenge (Athens, Ga.)

| <b>Score by Periods</b> | <b>1st</b> | <b>2nd</b> | <b>Totals</b> |
|-------------------------|------------|------------|---------------|
| Texas                   | 617        | 703        | 1320          |
| Opponents               | 632        | 669        | 1301          |



**2016-17 Texas Basketball**  
**Texas Combined Team Statistics (as of Jan 21, 2017)**  
**Conference games**

| <b>RECORD:</b> | <b>OVERALL</b> | <b>HOME</b> | <b>AWAY</b> | <b>NEUTRAL</b> |
|----------------|----------------|-------------|-------------|----------------|
| ALL GAMES      | 1-6            | 1-2         | 0-4         | 0-0            |
| CONFERENCE     | 1-6            | 1-2         | 0-4         | 0-0            |
| NON-CONFERENCE | 0-0            | 0-0         | 0-0         | 0-0            |

| #              | Player            | gp-gs | min  | avg  | Total   |      | 3-Point |      | F-Throw |       | Rebounds |     |     |      | pf  | dq | a  | to  | blk | stl | pts | avg  |
|----------------|-------------------|-------|------|------|---------|------|---------|------|---------|-------|----------|-----|-----|------|-----|----|----|-----|-----|-----|-----|------|
|                |                   |       |      |      | fg-fga  | fg%  | 3fg-fga | 3fg% | ft-fa   | ft%   | off      | def | tot | avg  |     |    |    |     |     |     |     |      |
| 31             | Allen, Jarrett    | 7-7   | 236  | 33.7 | 43-70   | .614 | 0-0     | .000 | 23-30   | .767  | 21       | 55  | 76  | 10.9 | 16  | 0  | 4  | 25  | 16  | 1   | 109 | 15.6 |
| 00             | Mack, Tevin       | 4-4   | 145  | 36.2 | 23-49   | .469 | 8-23    | .348 | 6-9     | .667  | 4        | 17  | 21  | 5.3  | 8   | 0  | 3  | 6   | 4   | 1   | 60  | 15.0 |
| 01             | Jones, Andrew     | 7-4   | 199  | 28.4 | 27-62   | .435 | 13-34   | .382 | 19-26   | .731  | 3        | 23  | 26  | 3.7  | 17  | 1  | 21 | 15  | 3   | 9   | 86  | 12.3 |
| 12             | Roach Jr., Kerwin | 7-7   | 235  | 33.6 | 22-54   | .407 | 6-18    | .333 | 20-32   | .625  | 2        | 23  | 25  | 3.6  | 27  | 1  | 31 | 22  | 2   | 9   | 70  | 10.0 |
| 32             | Cleare, Shaquille | 7-7   | 157  | 22.4 | 28-54   | .519 | 0-0     | .000 | 13-14   | .929  | 10       | 25  | 35  | 5.0  | 15  | 1  | 4  | 14  | 2   | 1   | 69  | 9.9  |
| 10             | Davis Jr., Eric   | 7-3   | 197  | 28.1 | 18-46   | .391 | 8-27    | .296 | 10-13   | .769  | 1        | 9   | 10  | 1.4  | 18  | 0  | 7  | 13  | 0   | 8   | 54  | 7.7  |
| 03             | Young, Jacob      | 7-3   | 136  | 19.4 | 6-27    | .222 | 4-18    | .222 | 5-5     | 1.000 | 1        | 7   | 8   | 1.1  | 14  | 0  | 6  | 10  | 0   | 3   | 21  | 3.0  |
| 05             | Yancy, Kendal     | 3-0   | 32   | 10.7 | 1-3     | .333 | 1-2     | .500 | 0-2     | .000  | 1        | 2   | 3   | 1.0  | 5   | 0  | 1  | 1   | 0   | 1   | 3   | 1.0  |
| 04             | Banks, James      | 7-0   | 54   | 7.7  | 3-11    | .273 | 0-0     | .000 | 0-2     | .000  | 7        | 2   | 9   | 1.3  | 17  | 1  | 0  | 9   | 5   | 0   | 6   | 0.9  |
| 14             | Isom, Mareik      | 3-0   | 9    | 3.0  | 0-2     | .000 | 0-2     | .000 | 0-1     | .000  | 0        | 0   | 0   | 0.0  | 0   | 0  | 0  | 0   | 0   | 0   | 0   | 0.0  |
| Team           |                   |       |      |      |         |      |         |      |         |       | 6        | 11  | 17  |      |     |    |    | 1   |     |     |     |      |
| Total.....     |                   | 7     | 1400 |      | 171-378 | .452 | 40-124  | .323 | 96-134  | .716  | 56       | 174 | 230 | 32.9 | 137 | 4  | 77 | 116 | 32  | 33  | 478 | 68.3 |
| Opponents..... |                   | 7     | 1400 |      | 182-408 | .446 | 48-151  | .318 | 102-145 | .703  | 72       | 164 | 236 | 33.7 | 129 | 1  | 96 | 94  | 24  | 62  | 514 | 73.4 |

| <b>TEAM STATISTICS</b> | <b>UT</b> | <b>OPP</b> | <b>Date</b> | <b>Opponent</b> | <b>Score</b> | <b>Att.</b> |
|------------------------|-----------|------------|-------------|-----------------|--------------|-------------|
| SCORING                | 478       | 514        | * 12/30/16  | at Kansas State | L 62-65      | 12528       |
| Points per game        | 68.3      | 73.4       | * 01/04/17  | OKLAHOMA STATE  | W 82-79      | 9753        |
| Scoring margin         | -5.1      | -          | * 01-07-17  | at Iowa State   | L 70-79      | 14384       |
| FIELD GOALS-ATT        | 171-378   | 182-408    | * 01/11/17  | TCU             | L 61-64      | 9661        |
| Field goal pct         | .452      | .446       | * 01/14/17  | WEST VIRGINIA   | L 72-74      | 10751       |
| 3 POINT FG-ATT         | 40-124    | 48-151     | * 01/17/17  | at Baylor       | L 64-74      | 7604        |
| 3-point FG pct         | .323      | .318       | * 01/21/17  | at Kansas       | L 67-79      | 16300       |
| 3-pt FG made per game  | 5.7       | 6.9        |             |                 |              |             |
| FREE THROWS-ATT        | 96-134    | 102-145    |             |                 |              |             |
| Free throw pct         | .716      | .703       |             |                 |              |             |
| F-Throws made per game | 13.7      | 14.6       |             |                 |              |             |
| REBOUNDS               | 230       | 236        |             |                 |              |             |
| Rebounds per game      | 32.9      | 33.7       |             |                 |              |             |
| Rebounding margin      | -0.9      | -          |             |                 |              |             |
| ASSISTS                | 77        | 96         |             |                 |              |             |
| Assists per game       | 11.0      | 13.7       |             |                 |              |             |
| TURNOVERS              | 116       | 94         |             |                 |              |             |
| Turnovers per game     | 16.6      | 13.4       |             |                 |              |             |
| Turnover margin        | -3.1      | -          |             |                 |              |             |
| Assist/turnover ratio  | 0.7       | 1.0        |             |                 |              |             |
| STEALS                 | 33        | 62         |             |                 |              |             |
| Steals per game        | 4.7       | 8.9        |             |                 |              |             |
| BLOCKS                 | 32        | 24         |             |                 |              |             |
| Blocks per game        | 4.6       | 3.4        |             |                 |              |             |
| ATTENDANCE             | 30165     | 50816      |             |                 |              |             |
| Home games-Avg/Game    | 3-10055   | 4-12704    |             |                 |              |             |
| Neutral site-Avg/Game  | -         | 0-0        |             |                 |              |             |

\* = Big 12 Conference game  
( = Legends Classic (Austin, TX)  
) = Legends Classic Championship Rounds (New York, N.Y.)  
@ = Lone Star Shootout (Houston, TX)  
~ = SEC/Big 12 Challenge (Athens, Ga.)

| <b>Score by Periods</b> | <b>1st</b> | <b>2nd</b> | <b>Totals</b> |
|-------------------------|------------|------------|---------------|
| Texas                   | 231        | 247        | 478           |
| Opponents               | 267        | 247        | 514           |

**2016-17 Texas Basketball**  
**Texas Combined Team Statistics (as of Jan 21, 2017)**  
**post-Mack suspended**

| <b>RECORD:</b> | <b>OVERALL</b> | <b>HOME</b> | <b>AWAY</b> | <b>NEUTRAL</b> |
|----------------|----------------|-------------|-------------|----------------|
| ALL GAMES      | 0-3            | 0-1         | 0-2         | 0-0            |
| CONFERENCE     | 0-3            | 0-1         | 0-2         | 0-0            |
| NON-CONFERENCE | 0-0            | 0-0         | 0-0         | 0-0            |

| ##             | Player            | gp-gs | min | avg  | Total  |      | 3-Point |      | F-Throw |       | Rebounds |     |     |      |    | pf | dq | a  | to | blk | stl | pts  | avg |  |
|----------------|-------------------|-------|-----|------|--------|------|---------|------|---------|-------|----------|-----|-----|------|----|----|----|----|----|-----|-----|------|-----|--|
|                |                   |       |     |      | fg-fga | fg%  | 3fg-fga | 3fg% | ft-fa   | ft%   | off      | def | tot | avg  |    |    |    |    |    |     |     |      |     |  |
| 31             | Allen, Jarrett    | 3-3   | 101 | 33.7 | 22-31  | .710 | 0-0     | .000 | 14-19   | .737  | 12       | 24  | 36  | 12.0 | 8  | 0  | 1  | 9  | 8  | 0   | 58  | 19.3 |     |  |
| 01             | Jones, Andrew     | 3-0   | 88  | 29.3 | 15-32  | .469 | 8-19    | .421 | 9-11    | .818  | 2        | 10  | 12  | 4.0  | 7  | 1  | 10 | 6  | 2  | 5   | 47  | 15.7 |     |  |
| 32             | Cleare, Shaquille | 3-3   | 80  | 26.7 | 16-28  | .571 | 0-0     | .000 | 5-6     | .833  | 3        | 9   | 12  | 4.0  | 7  | 1  | 2  | 7  | 2  | 1   | 37  | 12.3 |     |  |
| 10             | Davis Jr., Eric   | 3-3   | 98  | 32.7 | 7-23   | .304 | 4-15    | .267 | 7-8     | .875  | 0        | 3   | 3   | 1.0  | 9  | 0  | 4  | 8  | 0  | 5   | 25  | 8.3  |     |  |
| 12             | Roach Jr., Kerwin | 3-3   | 102 | 34.0 | 6-24   | .250 | 1-11    | .091 | 8-11    | .727  | 0        | 11  | 11  | 3.7  | 11 | 0  | 13 | 10 | 0  | 4   | 21  | 7.0  |     |  |
| 03             | Young, Jacob      | 3-3   | 69  | 23.0 | 2-12   | .167 | 2-8     | .250 | 4-4     | 1.000 | 0        | 4   | 4   | 1.3  | 4  | 0  | 1  | 4  | 0  | 2   | 10  | 3.3  |     |  |
| 05             | Yancy, Kendal     | 2-0   | 28  | 14.0 | 1-2    | .500 | 1-2     | .500 | 0-2     | .000  | 1        | 1   | 2   | 1.0  | 5  | 0  | 1  | 1  | 0  | 0   | 3   | 1.5  |     |  |
| 04             | Banks, James      | 3-0   | 25  | 8.3  | 1-6    | .167 | 0-0     | .000 | 0-0     | .000  | 4        | 1   | 5   | 1.7  | 10 | 1  | 0  | 7  | 2  | 0   | 2   | 0.7  |     |  |
| 14             | Isom, Mareik      | 3-0   | 9   | 3.0  | 0-2    | .000 | 0-2     | .000 | 0-1     | .000  | 0        | 0   | 0   | 0.0  | 0  | 0  | 0  | 0  | 0  | 0   | 0   | 0.0  |     |  |
| Team           |                   |       |     |      |        |      |         |      |         |       | 2        | 3   | 5   |      |    |    |    |    |    |     |     |      |     |  |
| Total.....     |                   | 3     | 600 |      | 70-160 | .438 | 16-57   | .281 | 47-62   | .758  | 24       | 66  | 90  | 30.0 | 61 | 3  | 32 | 52 | 14 | 17  | 203 | 67.7 |     |  |
| Opponents..... |                   | 3     | 600 |      | 81-177 | .458 | 19-58   | .328 | 46-67   | .687  | 39       | 71  | 110 | 36.7 | 59 | 0  | 35 | 43 | 9  | 27  | 227 | 75.7 |     |  |

| <b>TEAM STATISTICS</b> | <b>UT</b> | <b>OPP</b> |
|------------------------|-----------|------------|
| SCORING                | 203       | 227        |
| Points per game        | 67.7      | 75.7       |
| Scoring margin         | -8.0      | -          |
| FIELD GOALS-ATT        | 70-160    | 81-177     |
| Field goal pct         | .438      | .458       |
| 3 POINT FG-ATT         | 16-57     | 19-58      |
| 3-point FG pct         | .281      | .328       |
| 3-pt FG made per game  | 5.3       | 6.3        |
| FREE THROWS-ATT        | 47-62     | 46-67      |
| Free throw pct         | .758      | .687       |
| F-Throws made per game | 15.7      | 15.3       |
| REBOUNDS               | 90        | 110        |
| Rebounds per game      | 30.0      | 36.7       |
| Rebounding margin      | -6.7      | -          |
| ASSISTS                | 32        | 35         |
| Assists per game       | 10.7      | 11.7       |
| TURNOVERS              | 52        | 43         |
| Turnovers per game     | 17.3      | 14.3       |
| Turnover margin        | -3.0      | -          |
| Assist/turnover ratio  | 0.6       | 0.8        |
| STEALS                 | 17        | 27         |
| Steals per game        | 5.7       | 9.0        |
| BLOCKS                 | 14        | 9          |
| Blocks per game        | 4.7       | 3.0        |
| ATTENDANCE             | 10751     | 23904      |
| Home games-Avg/Game    | 1-10751   | 2-11952    |
| Neutral site-Avg/Game  | -         | 0-0        |

| <b>Date</b> | <b>Opponent</b> |   | <b>Score</b> | <b>Att.</b> |
|-------------|-----------------|---|--------------|-------------|
| * 01/14/17  | WEST VIRGINIA   | L | 72-74        | 10751       |
| * 01/17/17  | at Baylor       | L | 64-74        | 7604        |
| * 01/21/17  | at Kansas       | L | 67-79        | 16300       |

\* = Big 12 Conference game  
( = Legends Classic (Austin, TX)  
) = Legends Classic Championship Rounds (New York, N.Y.)  
@ = Lone Star Shootout (Houston, TX)  
~ = SEC/Big 12 Challenge (Athens, Ga.)

| <b>Score by Periods</b> | <b>1st</b> | <b>2nd</b> | <b>Totals</b> |
|-------------------------|------------|------------|---------------|
| Texas                   | 98         | 105        | 203           |
| Opponents               | 118        | 109        | 227           |

## 2016-17 Game-by-Game Team Stats

|                    | W/L | FG-FGA | Pct  | 3pt-A | Pct. | FT-FTA | Pct.  | OR | DR | Tot | PF | A  | TO | BLK | Stl | 1H | 2H | OT | Pts |
|--------------------|-----|--------|------|-------|------|--------|-------|----|----|-----|----|----|----|-----|-----|----|----|----|-----|
| TEXAS              | W   | 27-58  | 46.6 | 3-18  | 16.7 | 21-30  | 70.0  | 4  | 38 | 42  | 24 | 10 | 15 | 8   | 5   | 44 | 34 | -- | 78  |
| Incarinate Word    |     | 24-70  | 34.3 | 6-23  | 26.1 | 19-26  | 73.1  | 12 | 27 | 39  | 28 | 9  | 11 | 2   | 7   | 31 | 42 | -- | 73  |
| TEXAS              | W   | 30-60  | 50.0 | 7-22  | 31.8 | 13-21  | 61.9  | 9  | 32 | 41  | 11 | 13 | 5  | 5   | 5   | 37 | 43 | -- | 80  |
| Louisiana Monroe   |     | 21-69  | 30.4 | 8-34  | 23.5 | 9-11   | 81.8  | 17 | 26 | 43  | 16 | 11 | 9  | 1   | 3   | 28 | 31 | -- | 59  |
| TEXAS              | W   | 28-62  | 45.2 | 11-29 | 37.9 | 18-25  | 72.0  | 12 | 32 | 44  | 13 | 17 | 11 | 6   | 6   | 39 | 46 | -- | 85  |
| Eastern Washington |     | 22-61  | 36.1 | 3-21  | 14.3 | 5-6    | 83.3  | 8  | 23 | 31  | 23 | 6  | 16 | 3   | 3   | 24 | 28 | -- | 52  |
| TEXAS              | L   | 19-51  | 37.3 | 7-21  | 33.3 | 13-27  | 48.1  | 10 | 21 | 31  | 18 | 7  | 14 | 5   | 4   | 26 | 32 | -- | 58  |
| vs. Northwestern   |     | 27-56  | 48.2 | 10-24 | 41.7 | 13-16  | 81.3  | 10 | 30 | 40  | 24 | 14 | 11 | 4   | 5   | 34 | 43 | -- | 77  |
| TEXAS              | L   | 21-57  | 36.8 | 3-17  | 17.6 | 9-12   | 75.0  | 12 | 20 | 32  | 11 | 4  | 11 | 5   | 5   | 24 | 30 | -- | 54  |
| vs. Colorado       |     | 29-65  | 44.6 | 6-14  | 42.9 | 4-5    | 80.0  | 17 | 24 | 41  | 15 | 7  | 13 | 5   | 7   | 33 | 35 | -- | 68  |
| TEXAS              | L   | 24-61  | 39.3 | 3-23  | 13.0 | 10-18  | 55.6  | 14 | 21 | 35  | 18 | 12 | 16 | 6   | 10  | 27 | 34 | -- | 61  |
| UT Arlington       |     | 27-58  | 46.6 | 7-26  | 26.9 | 11-18  | 61.1  | 14 | 27 | 41  | 17 | 12 | 16 | 3   | 9   | 30 | 42 | -- | 72  |
| TEXAS              | W   | 25-53  | 47.2 | 5-14  | 35.7 | 22-30  | 73.3  | 12 | 23 | 35  | 18 | 10 | 12 | 2   | 2   | 26 | 51 | -- | 77  |
| Alabama            |     | 24-53  | 45.3 | 10-26 | 38.5 | 10-18  | 55.6  | 7  | 20 | 27  | 24 | 12 | 12 | 6   | 3   | 38 | 30 | -- | 68  |
| TEXAS              | L   | 20-52  | 38.5 | 5-16  | 31.3 | 5-6    | 83.3  | 7  | 24 | 31  | 15 | 11 | 14 | 4   | 6   | 28 | 22 | -- | 50  |
| at Michigan        |     | 20-48  | 41.7 | 6-19  | 31.6 | 7-11   | 63.6  | 5  | 23 | 28  | 9  | 12 | 12 | 3   | 8   | 31 | 22 | -- | 53  |
| TEXAS              | W   | 23-53  | 43.4 | 9-25  | 36.0 | 16-22  | 72.7  | 10 | 24 | 34  | 15 | 13 | 9  | 6   | 4   | 28 | 43 | -- | 71  |
| Long Beach State   |     | 24-63  | 38.1 | 11-27 | 40.7 | 6-7    | 85.7  | 15 | 26 | 41  | 19 | 12 | 12 | 3   | 4   | 34 | 31 | -- | 65  |
| TEXAS              | L   | 25-62  | 40.3 | 5-17  | 29.4 | 19-32  | 59.4  | 17 | 28 | 45  | 23 | 13 | 12 | 7   | 5   | 35 | 39 | -- | 74  |
| vs. Arkansas       |     | 22-62  | 35.5 | 4-16  | 25.0 | 29-31  | 93.5  | 13 | 28 | 41  | 24 | 10 | 10 | 8   | 6   | 30 | 47 | -- | 77  |
| TEXAS              | W   | 36-67  | 53.7 | 12-29 | 41.4 | 12-12  | 100.0 | 10 | 24 | 34  | 17 | 21 | 12 | 2   | 11  | 43 | 53 | -- | 96  |
| UAB                |     | 22-53  | 41.5 | 3-14  | 21.4 | 13-19  | 68.4  | 8  | 20 | 28  | 13 | 10 | 18 | 3   | 6   | 27 | 33 | -- | 60  |
| TEXAS              | L   | 21-58  | 36.2 | 2-18  | 11.1 | 14-24  | 58.3  | 11 | 23 | 34  | 19 | 7  | 18 | 6   | 10  | 29 | 29 | -- | 58  |
| Kent State         |     | 26-69  | 37.7 | 3-17  | 17.6 | 8-13   | 61.5  | 22 | 31 | 53  | 23 | 10 | 21 | 2   | 8   | 25 | 38 | -- | 63  |
| TEXAS              | L   | 25-54  | 46.3 | 5-18  | 27.8 | 7-12   | 58.3  | 10 | 26 | 36  | 26 | 12 | 17 | 4   | 5   | 29 | 33 | -- | 62  |
| @ Kansas State     |     | 17-47  | 36.2 | 5-20  | 25.0 | 26-33  | 78.8  | 8  | 21 | 29  | 16 | 14 | 12 | 4   | 12  | 32 | 33 | -- | 65  |
| TEXAS              | W   | 25-57  | 43.9 | 7-19  | 36.8 | 25-33  | 75.8  | 10 | 27 | 37  | 21 | 11 | 11 | 6   | 4   | 37 | 45 | -- | 82  |
| Oklahoma State     |     | 26-61  | 42.6 | 8-25  | 32.0 | 19-23  | 82.6  | 9  | 23 | 32  | 28 | 12 | 11 | 2   | 4   | 39 | 40 | -- | 79  |
| TEXAS              | L   | 27-51  | 52.9 | 8-16  | 50.0 | 8-16   | 50.0  | 7  | 28 | 35  | 14 | 12 | 19 | 6   | 2   | 31 | 39 | -- | 70  |
| @ Iowa State       |     | 32-65  | 49.2 | 10-24 | 41.7 | 5-12   | 41.7  | 9  | 20 | 29  | 11 | 19 | 11 | 2   | 12  | 40 | 39 | -- | 79  |
| TEXAS              | L   | 24-56  | 42.9 | 4-14  | 28.6 | 9-11   | 81.8  | 5  | 27 | 32  | 15 | 10 | 17 | 2   | 5   | 36 | 25 | -- | 61  |
| TCU                |     | 26-58  | 44.8 | 6-24  | 25.0 | 6-10   | 60.0  | 7  | 29 | 36  | 15 | 16 | 17 | 7   | 7   | 38 | 26 | -- | 64  |
| TEXAS              | L   | 23-48  | 47.9 | 8-22  | 36.4 | 18-23  | 78.3  | 6  | 22 | 28  | 23 | 12 | 19 | 4   | 4   | 34 | 38 | -- | 72  |
| West Virginia      |     | 24-52  | 46.2 | 4-18  | 22.2 | 22-32  | 68.8  | 10 | 19 | 29  | 21 | 6  | 15 | 3   | 8   | 39 | 35 | -- | 74  |
| TEXAS              | L   | 22-53  | 41.5 | 2-19  | 10.5 | 18-22  | 81.8  | 7  | 22 | 29  | 22 | 11 | 14 | 3   | 6   | 31 | 33 | -- | 64  |
| @ Baylor           |     | 29-65  | 44.6 | 4-17  | 23.5 | 12-18  | 66.7  | 17 | 24 | 41  | 22 | 13 | 12 | 4   | 5   | 38 | 36 | -- | 74  |
| TEXAS              | L   | 25-59  | 42.4 | 6-16  | 37.5 | 11-17  | 64.7  | 11 | 22 | 33  | 16 | 9  | 19 | 7   | 7   | 33 | 34 | -- | 67  |
| @ Kansas           |     | 28-60  | 46.7 | 11-23 | 47.8 | 12-17  | 70.6  | 12 | 28 | 40  | 16 | 16 | 16 | 2   | 14  | 41 | 38 | -- | 79  |
| TEXAS              |     |        |      |       |      |        |       |    |    |     |    |    |    |     |     |    |    |    |     |
| Oklahoma           |     |        |      |       |      |        |       |    |    |     |    |    |    |     |     |    |    |    |     |
| TEXAS              |     |        |      |       |      |        |       |    |    |     |    |    |    |     |     |    |    |    |     |
| @ Georgia          |     |        |      |       |      |        |       |    |    |     |    |    |    |     |     |    |    |    |     |
| TEXAS              |     |        |      |       |      |        |       |    |    |     |    |    |    |     |     |    |    |    |     |
| Texas Tech         |     |        |      |       |      |        |       |    |    |     |    |    |    |     |     |    |    |    |     |
| TEXAS              |     |        |      |       |      |        |       |    |    |     |    |    |    |     |     |    |    |    |     |
| @ TCU              |     |        |      |       |      |        |       |    |    |     |    |    |    |     |     |    |    |    |     |
| TEXAS              |     |        |      |       |      |        |       |    |    |     |    |    |    |     |     |    |    |    |     |
| Iowa State         |     |        |      |       |      |        |       |    |    |     |    |    |    |     |     |    |    |    |     |
| TEXAS              |     |        |      |       |      |        |       |    |    |     |    |    |    |     |     |    |    |    |     |
| @ Oklahoma State   |     |        |      |       |      |        |       |    |    |     |    |    |    |     |     |    |    |    |     |
| TEXAS              |     |        |      |       |      |        |       |    |    |     |    |    |    |     |     |    |    |    |     |
| @ Oklahoma         |     |        |      |       |      |        |       |    |    |     |    |    |    |     |     |    |    |    |     |
| TEXAS              |     |        |      |       |      |        |       |    |    |     |    |    |    |     |     |    |    |    |     |
| Kansas State       |     |        |      |       |      |        |       |    |    |     |    |    |    |     |     |    |    |    |     |
| TEXAS              |     |        |      |       |      |        |       |    |    |     |    |    |    |     |     |    |    |    |     |
| @ West Virginia    |     |        |      |       |      |        |       |    |    |     |    |    |    |     |     |    |    |    |     |
| TEXAS              |     |        |      |       |      |        |       |    |    |     |    |    |    |     |     |    |    |    |     |
| Kansas             |     |        |      |       |      |        |       |    |    |     |    |    |    |     |     |    |    |    |     |
| TEXAS              |     |        |      |       |      |        |       |    |    |     |    |    |    |     |     |    |    |    |     |
| @ Texas Tech       |     |        |      |       |      |        |       |    |    |     |    |    |    |     |     |    |    |    |     |
| TEXAS              |     |        |      |       |      |        |       |    |    |     |    |    |    |     |     |    |    |    |     |
| Baylor             |     |        |      |       |      |        |       |    |    |     |    |    |    |     |     |    |    |    |     |

# 2016-17 Specialty Stats & Starting Lineups

## SPECIALTY STATS (TEXAS/OPPONENT)

| Opponent           | Paint | Off TO | 2ndCh | FBreak | Bench | Ties/Lead Changes | W/L, Score | Leads overcome             |
|--------------------|-------|--------|-------|--------|-------|-------------------|------------|----------------------------|
| Incarnate Word     | 39/26 | 12/12  | 6/8   | 13/6   | 12/22 | 2/3               | W, 78-73   | trailed by 5, 1st - 18:40  |
| Louisiana Monroe   | 40/18 | 13/5   | 11/12 | 18/2   | 33/26 | 1/6               | W, 80-59   | trailed by 2, 1st - 13:49  |
| Eastern Washington | 32/30 | 16/4   | 14/4  | 10/0   | 42/12 | 0/0               | W, 85-52   |                            |
| vs. Northwestern   | 22/32 | 9/11   | 6/18  | 2/7    | 30/17 | 1/4               | L, 58-77   |                            |
| vs. Colorado       | 30/30 | 16/12  | 12/18 | 2/8    | 7/16  | 3/1               | L, 54-68   |                            |
| UT Arlington       | 38/38 | 17/18  | 14/13 | 8/6    | 30/14 | 1/1               | L, 61-72   |                            |
| Alabama            | 38/28 | 15/7   | 12/6  | 7/2    | 19/33 | 6/7               | W, 77-68   | trailed by 12, 1st - 0:03  |
| @ Michigan         | 22/22 | 13/15  | 10/7  | 4/2    | 9/12  | 3/8               | L, 50-53   |                            |
| Long Beach State   | 26/20 | 11/7   | 9/18  | 4/3    | 30/20 | 4/7               | W, 71-65   | trailed by 12, 2nd - 17:52 |
| vs. Arkansas       | 32/32 | 8/12   | 18/11 | 11/13  | 4/30  | 6/3               | L, 74-77   |                            |
| UAB                | 42/34 | 29/8   | 11/9  | 17/6   | 30/30 | 0/2               | W, 96-60   | trailed by 1, 1st - 14:15  |
| Kent State         | 38/38 | 15/24  | 15/18 | 13/14  | 11/13 | 3/2               | L, 58-63   |                            |
| @ Kansas State     | 38/18 | 11/14  | 8/3   | 4/7    | 12/0  | 3/5               | L, 62-65   |                            |
| Oklahoma State     | 36/28 | 19/19  | 13/8  | 16/9   | 18/16 | 5/9               | W, 82-79   | trailed by 7, 2nd - 18:43  |
| @ Iowa State       | 34/36 | 9/20   | 14/9  | 6/13   | 3/8   | 1/9               | L, 70-79   |                            |
| TCU                | 32/38 | 15/17  | 4/7   | 10/7   | 11/15 | 9/13              | L, 61-64   |                            |
| West Virginia      | 26/30 | 19/21  | 11/11 | 8/8    | 17/38 | 9/9               | L, 72-74   |                            |
| @ Baylor           | 36/42 | 15/15  | 8/18  | 4/3    | 15/23 | 1/1               | L, 64-74   |                            |
| @ Kansas           | 26/28 | 19/15  | 12/12 | 7/14   | 20/15 | 0/0               | L, 67-79   |                            |
| Oklahoma           |       |        |       |        |       |                   |            |                            |
| @ Georgia          |       |        |       |        |       |                   |            |                            |
| Texas Tech         |       |        |       |        |       |                   |            |                            |
| @ TCU              |       |        |       |        |       |                   |            |                            |
| Iowa State         |       |        |       |        |       |                   |            |                            |
| @ Oklahoma State   |       |        |       |        |       |                   |            |                            |
| @ Oklahoma         |       |        |       |        |       |                   |            |                            |
| Kansas State       |       |        |       |        |       |                   |            |                            |
| @ West Virginia    |       |        |       |        |       |                   |            |                            |
| Kansas             |       |        |       |        |       |                   |            |                            |
| @ Texas Tech       |       |        |       |        |       |                   |            |                            |
| Baylor             |       |        |       |        |       |                   |            |                            |

## STARTING LINE-UPS & LINE-UP RECORDS

| Opponent           | G         | G         | G/F       | F     | F      |
|--------------------|-----------|-----------|-----------|-------|--------|
| Incarnate Word     | Jones     | Davis Jr. | Yancy     | Allen | Cleare |
| Louisiana Monroe   | Jones     | Davis Jr. | Yancy     | Allen | Cleare |
| Eastern Washington | Roach Jr. | Davis Jr. | Yancy     | Allen | Cleare |
| vs. Northwestern   | Roach Jr. | Davis Jr. | Yancy     | Allen | Cleare |
| vs. Colorado       | Roach Jr. | Davis Jr. | Yancy     | Allen | Cleare |
| UT Arlington       | Roach Jr. | Davis Jr. | Yancy     | Allen | Cleare |
| Alabama            | Roach Jr. | Jones     | Mack      | Allen | Cleare |
| @ Michigan         | Roach Jr. | Jones     | Mack      | Allen | Cleare |
| Long Beach State   | Roach Jr. | Jones     | Mack      | Allen | Cleare |
| vs. Arkansas       | Roach Jr. | Jones     | Mack      | Allen | Cleare |
| UAB                | Jones     | Roach Jr. | Mack      | Allen | Cleare |
| Kent State         | Jones     | Roach Jr. | Mack      | Allen | Cleare |
| @ Kansas State     | Jones     | Roach Jr. | Mack      | Allen | Cleare |
| Oklahoma State     | Jones     | Roach Jr. | Mack      | Allen | Cleare |
| @ Iowa State       | Jones     | Roach Jr. | Mack      | Allen | Cleare |
| TCU                | Jones     | Roach Jr. | Mack      | Allen | Cleare |
| West Virginia      | Young     | Roach Jr. | Davis Jr. | Allen | Cleare |
| @ Baylor           | Young     | Roach Jr. | Davis Jr. | Allen | Cleare |
| @ Kansas           | Young     | Roach Jr. | Davis Jr. | Allen | Cleare |
| Oklahoma           |           |           |           |       |        |
| @ Georgia          |           |           |           |       |        |
| Texas Tech         |           |           |           |       |        |
| @ TCU              |           |           |           |       |        |
| Iowa State         |           |           |           |       |        |
| @ Oklahoma State   |           |           |           |       |        |
| @ Oklahoma         |           |           |           |       |        |
| Kansas State       |           |           |           |       |        |
| @ West Virginia    |           |           |           |       |        |
| Kansas             |           |           |           |       |        |
| @ Texas Tech       |           |           |           |       |        |
| Baylor             |           |           |           |       |        |

### Starting Line-Up (w-l)

| Guard     | Guard     | Guard     | Forward | Forward | Record | Games |
|-----------|-----------|-----------|---------|---------|--------|-------|
| Jones     | Davis Jr. | Yancy     | Allen   | Cleare  | 2-0    | 1-2   |
| Roach Jr. | Davis Jr. | Yancy     | Allen   | Cleare  | 1-3    | 3-6   |
| Roach Jr. | Jones     | Mack      | Allen   | Cleare  | 4-6    | 7-16  |
| Young     | Roach Jr. | Davis Jr. | Allen   | Cleare  | 0-3    | 17-19 |



# 2016-17 Texas' Team Highs & Lows

## TEXAS

|                       | HIGH                             | LOW                                    |
|-----------------------|----------------------------------|--|
| POINTS                | 96, UAB (12/21)                  | 50, at Michigan (12/6)                 |
| FIELD GOALS MADE      | 36, UAB (12/21)                  | 19, vs. Northwestern (11/21)           |
| FIELD GOAL ATTEMPTS   | 67, UAB (12/21)                  | 48, WEST VIRGINIA (1/14)               |
| FIELD GOAL PERCENTAGE | .537 (36-67), UAB (12/21)        | .362 (21-58), KENT STATE (12/27)       |
| 3 PT FIELD GOALS MADE | 12, UAB (12/21)                  | 2, KENT STATE (12/27)                  |
|                       |                                  | 2, at Baylor (1/17)                    |
| 3 PT FG ATTEMPTS      | 29, EASTERN WASHINGTON (11/17)   | 14, ALABAMA (12/2)                     |
|                       | 29, UAB (12/21)                  | 14, TCU (1/11)                         |
| 3 PT FG PERCENTAGE    | .500 (8-16), at Iowa State (1/7) | .105 (2-19), at Baylor (1/17)          |
| FREE THROWS MADE      | 25, OKLAHOMA STATE (1/4)         | 5, at Michigan (12/6)                  |
| FREE THROW ATTEMPTS   | 33, OKLAHOMA STATE (1/4)         | 6, at Michigan (12/6)                  |
| FREE THROW PERCENTAGE | 1.000 (12-12), UAB (12/21)       | .481 (13-27), vs. Northwestern (11/21) |
| REBOUNDS              | 45, vs. Arkansas (12/17)         | 28, WEST VIRGINIA (1/14)               |
| ASSISTS               | 21, UAB (12/21)                  | 4, vs. Colorado (11/22)                |
| STEALS                | 11, UAB (12/21)                  | 2, ALABAMA (12/2)                      |
|                       |                                  | 2, at Iowa State (1/7)                 |
| BLOCKED SHOTS         | 8, INCARNATE WORD (11/11)        | 2, ALABAMA (12/2)                      |
|                       |                                  | 2, UAB (12/21)                         |
|                       |                                  | 2, TCU (1/11)                          |
| TURNOVERS             | 19, at Iowa State (1/7)          | 5, LOUISIANA MONROE (11/14)            |
|                       | 19, WEST VIRGINIA (1/14)         |  |
|                       | 19, at Kansas (1/21)             |  |
| FOULS                 | 26, at Kansas State (12/30)      | 11, LOUISIANA MONROE (11/14)           |
|                       |                                  | 11, vs. Colorado (11/22)               |

## OPPONENT

|                       | HIGH                               | LOW                                     |
|-----------------------|------------------------------------|---|
| POINTS                | 79, OKLAHOMA STATE (1/4)           | 52, EASTERN WASHINGTON (11/17)          |
|                       | 79, at Iowa State (1/7)            |   |
|                       | 79, at Kansas (1/21)               |   |
| FIELD GOALS MADE      | 32, at Iowa State (1/7)            | 17, at Kansas State (12/30)             |
| FIELD GOAL ATTEMPTS   | 70, INCARNATE WORD (11/11)         | 47, at Kansas State (12/30)             |
| FIELD GOAL PERCENTAGE | .492 (32-65), at Iowa State (1/7)  | .304 (21-69), LOUISIANA MONROE (11/14)  |
| 3 PT FIELD GOALS MADE | 11, LONG BEACH STATE (12/10)       | 3, EASTERN WASHINGTON (11/17)           |
|                       | 11, at Kansas (1/21)               | 3, UAB (12/21)                          |
|                       |                                    | 3, KENT STATE (12/27)                   |
| 3 PT FG ATTEMPTS      | 34, LOUISIANA MONROE (11/14)       | 14, vs. Colorado (11/22)                |
|                       |                                    | 14, UAB (12/21)                         |
| 3 PT FG PERCENTAGE    | .478 (11-23), at Kansas (1/21)     | .143 (3-21), EASTERN WASHINGTON (11/17) |
| FREE THROWS MADE      | 29, vs. Arkansas (12/17)           | 4, vs. Colorado (11/22)                 |
| FREE THROW ATTEMPTS   | 33, at Kansas State (12/30)        | 5, vs. Colorado (11/22)                 |
| FREE THROW PERCENTAGE | .935 (29-31), vs. Arkansas (12/17) | .417 (5-12), at Iowa State (1/7)        |
| REBOUNDS              | 53, KENT STATE (12/27)             | 27, ALABAMA (12/2)                      |
| ASSISTS               | 19, at Iowa State (1/7)            | 6, EASTERN WASHINGTON (11/17)           |
|                       |                                    | 6, WEST VIRGINIA (1/14)                 |
| STEALS                | 14, at Kansas (1/21)               | 3, LOUISIANA MONROE (11/14)             |
|                       |                                    | 3, EASTERN WASHINGTON (11/17)           |
|                       |                                    | 3, ALABAMA (12/2)                       |
| BLOCKED SHOTS         | 8, vs. Arkansas (12/17)            | 1, LOUISIANA MONROE (11/14)             |
| TURNOVERS             | 21, KENT STATE (12/27)             | 9, LOUISIANA MONROE (11/14)             |
| FOULS                 | 28, INCARNATE WORD (11/11)         | 9, at Michigan (12/6)                   |
|                       | 28, OKLAHOMA STATE (1/4)           |   |

# 2016-17 Top Individual Performances

## INDIVIDUAL HIGHS

### TEXAS

|                            | HIGH        |  |
|----------------------------|-------------|--|
| Points                     | 27          | Tevin Mack vs. Oklahoma State (1/4/17)       |
| Field Goals Made           | 10          | Tevin Mack vs. Oklahoma State (1/4/17)       |
|                            | 9           | Jarrett Allen at Kansas (1/21/17)            |
| Field Goal Attempts        | 17          | Tevin Mack vs. Oklahoma State (1/4/17)       |
| Field Goal % (min. 4 made) | .889 (8-9)  | Jarrett Allen vs. UAB (12/21/16)             |
| 3-pt FG Made               | 4           | Tevin Mack vs. Louisiana Monroe (11/14/16)   |
|                            | 4           | Tevin Mack vs. Eastern Washington (11/17/16) |
|                            | 4           | Tevin Mack vs. Arkansas (12/17/16)           |
|                            | 4           | Andrew Jones vs. UAB (12/21/16)              |
|                            | 4           | Tevin Mack vs. Oklahoma State (1/4/17)       |
|                            | 4           | Kerwin Roach Jr. at Iowa State (1/7/17)      |
|                            | 4           | Andrew Jones vs. West Virginia (1/14/17)     |
| 3-pt FG Attempts           | 9           | Andrew Jones vs. West Virginia (1/14/17)     |
| 3-pt FG % (min. 3 made)    | 1.000 (4-4) | Kerwin Roach Jr. at Iowa State (1/7/17)      |
| Free Throws Made           | 12          | Kerwin Roach Jr. vs. Alabama (12/2/16)       |
| Free Throw Attempts        | 16          | Kerwin Roach Jr. vs. Alabama (12/2/16)       |
| Free Throw % (min. 6 made) | .889 (8-9)  | Kendal Yancy vs. Incarnate Word (11/11/16)   |
| Rebounds                   | 19          | Jarrett Allen at Kansas (1/21/17)            |
| Assists                    | 7           | Andrew Jones vs. Arkansas (12/17/16)         |
| Turnovers                  | 7           | Jarrett Allen at Iowa State (1/7/17)         |
| Blocked Shots              | 5           | James Banks vs. Incarnate Word (11/11/16)    |
| Steals                     | 6           | Kerwin Roach Jr. vs. UAB (12/21/16)          |

### OPPONENT

|                            | HIGH          |  |
|----------------------------|---------------|--|
| Points                     | 32            | Johnathan Motley, Baylor (1/17/17)             |
| Field Goals Made           | 12            | Deonte Burton, Iowa State (1/7/17)             |
|                            | 12            | Johnathan Motley, Baylor (1/17/17)             |
| Field Goal Attempts        | 21            | Bogdan Bliznyuk, Eastern Washington (11/17/16) |
| Field Goal % (min. 3 made) | 1.000 (3-3)   | Nate Darling, UAB (12/21/16)                   |
|                            | 1.000 (3-3)   | Alonzo Walker, Kent State (12/27/16)           |
|                            | .833 (5-6)    | DJ Wilson, Michigan (12/6/16)                  |
| 3-pt FG Made               | 8             | Evan Payne, Long Beach State (12/10/16)        |
| 3-pt FG Attempts           | 14            | Evan Payne, Long Beach State (12/10/16)        |
| 3-pt FG % (min. 3 made)    | .750 (3-4)    | Deonte Burton, Iowa State (1/7/17)             |
| Free Throws Made           | 14            | Daryl Macon, Arkansas (12/17/16)               |
| Free Throw Attempts        | 14            | Daryl Macon, Arkansas (12/17/16)               |
| Free Throw % (min. 6 made) | 1.000 (14-14) | Daryl Macon, Arkansas (12/17/16)               |
|                            | 1.000 (7-7)   | Jawun Evans, Oklahoma State (1/4/17)           |
|                            | 1.000 (6-6)   | Shawn Johnson, Incarnate Word (11/11/16)       |
| Rebounds                   | 20            | Johnathan Motley, Baylor (1/17/17)             |
| Assists                    | 7             | Justin Bibbins, Long Beach State (12/10/16)    |
|                            | 7             | Alex Robinson, TCU (1/11/17)                   |
|                            | 7             | Jake Lindsey, Baylor (1/17/17)                 |
|                            | 7             | Frank Mason III, Kansas (1/21/17)              |
| Turnovers                  | 6             | Justin Bibbins, Long Beach State (12/10/16)    |
|                            | 6             | Josh Jackson, Kansas (1/21/17)                 |
| Blocked Shots              | 5             | Moses Kingsley, Arkansas (12/17/16)            |
| Steals                     | 5             | Kenrich Williams, TCU (1/11/17)                |

## TEXAS' TOP INDIVIDUAL GAMES

### POINTS

|    |                                   |         |
|----|-----------------------------------|---------|
| 27 | Tevin Mack vs. Oklahoma State     | Jan. 4  |
| 22 | Jarrett Allen at Kansas           | Jan. 21 |
| 21 | Kerwin Roach Jr. at Iowa State    | Jan. 7  |
| 20 | Tevin Mack vs. Arkansas           | Dec. 17 |
| 19 | Kendal Yancy vs. Incarnate Word   | Nov. 11 |
| 19 | Tevin Mack vs. Eastern Washington | Nov. 17 |
| 19 | Tevin Mack vs. UT Arlington       | Nov. 29 |
| 19 | Jarrett Allen vs. West Virginia   | Jan. 14 |

### REBOUNDS

|    |                                  |         |
|----|----------------------------------|---------|
| 19 | Jarrett Allen at Kansas          | Jan. 21 |
| 13 | Jarrett Allen at Kansas State    | Dec. 30 |
| 12 | Jarrett Allen vs. Incarnate Word | Nov. 11 |
| 12 | Jarrett Allen vs. UT Arlington   | Nov. 29 |
| 12 | Tevin Mack vs. Arkansas          | Dec. 17 |

### ASSISTS

|   |                                     |         |
|---|-------------------------------------|---------|
| 7 | Andrew Jones vs. Arkansas           | Dec. 17 |
| 6 | Andrew Jones vs. UAB                | Dec. 21 |
| 6 | Kerwin Roach Jr. vs. Oklahoma State | Jan. 4  |
| 5 | Kerwin Roach Jr. at Michigan        | Dec. 6  |
| 5 | Kerwin Roach Jr. at Iowa State      | Jan. 7  |
| 5 | Andrew Jones vs. TCU                | Jan. 11 |
| 5 | Kerwin Roach Jr. vs. West Virginia  | Jan. 14 |
| 5 | Kerwin Roach Jr. at Baylor          | Jan. 17 |
| 5 | Andrew Jones at Kansas              | Jan. 21 |

### STEALS

|   |                                     |         |
|---|-------------------------------------|---------|
| 6 | Kerwin Roach Jr. vs. UAB            | Dec. 21 |
| 4 | Kendal Yancy vs. Incarnate Word     | Nov. 11 |
| 3 | Andrew Jones vs. Eastern Washington | Nov. 17 |
| 3 | Kerwin Roach Jr. vs. UT Arlington   | Nov. 29 |
| 3 | Andrew Jones vs. UT Arlington       | Nov. 29 |
| 3 | Andrew Jones vs. Arkansas           | Dec. 17 |
| 3 | Andrew Jones vs. Kent State         | Dec. 27 |
| 3 | Eric Davis Jr. at Kansas            | Jan. 21 |

### BLOCKED SHOTS

|   |                                    |         |
|---|------------------------------------|---------|
| 5 | James Banks vs. Incarnate Word     | Nov. 11 |
| 3 | James Banks vs. Eastern Washington | Nov. 17 |
| 3 | James Banks vs. Kent State         | Dec. 27 |
| 3 | Jarrett Allen at Iowa State        | Jan. 7  |
| 3 | Jarrett Allen at Baylor            | Jan. 17 |
| 3 | Jarrett Allen at Kansas            | Jan. 21 |

### FIELD GOAL % (MIN. 4 MADE)

|            |                                    |         |
|------------|------------------------------------|---------|
| .889 (8-9) | Jarrett Allen vs. UAB              | Dec. 21 |
| .857 (6-7) | Jarrett Allen vs. West Virginia    | Jan. 14 |
| .833 (5-6) | Kendal Yancy vs. Louisiana Monroe  | Nov. 14 |
| .800 (4-5) | Jarrett Allen vs. Louisiana Monroe | Nov. 14 |
| .800 (4-5) | Jarrett Allen vs. Alabama          | Dec. 2  |

### 3-PT FG % (MIN. 3 MADE)

|             |                                 |         |
|-------------|---------------------------------|---------|
| 1.000 (4-4) | Kerwin Roach Jr. at Iowa State  | Jan. 7  |
| .750 (3-4)  | Andrew Jones at Kansas          | Jan. 21 |
| .667 (4-6)  | Tevin Mack vs. Louisiana Monroe | Nov. 14 |
| .571 (4-7)  | Andrew Jones vs. UAB            | Dec. 21 |
| .571 (4-7)  | Tevin Mack vs. Oklahoma State   | Jan. 4  |

### FREE THROW % (MIN. 6 MADE)

|              |                                 |         |
|--------------|---------------------------------|---------|
| .889 (8-9)   | Kendal Yancy vs. Incarnate Word | Nov. 11 |
| .875 (7-8)   | Jarrett Allen vs. West Virginia | Jan. 14 |
| .857 (6-7)   | Andrew Jones at Baylor          | Jan. 17 |
| .750 (12-16) | Kerwin Roach Jr. vs. Alabama    | Dec. 2  |
| .750 (6-8)   | Tevin Mack vs. Long Beach State | Dec. 10 |

# 2016-17 Miscellaneous Stats

## TEXAS' RECORD WHEN ...

|                                 |      |
|---------------------------------|------|
| Overall                         | 7-12 |
| Home                            | 7-4  |
| Away                            | 0-5  |
| Neutral                         | 0-3  |
| Decided by 3 points or less     | 1-5  |
| Decided by 4-6 points           | 2-1  |
| Decided by 7-9 points           | 1-1  |
| Decided by 10-19 points         | 0-5  |
| Decided by 20 points or more    | 3-0  |
| Out-rebounding opponent         | 5-4  |
| Out-rebounded by opponent       | 2-8  |
| Equals opponent's rebounds      | 0-0  |
| Scoring first                   | 3-8  |
| Opponent scores first           | 4-4  |
| Leading at half                 | 4-2  |
| Trailing at half                | 3-10 |
| Tied at half                    | 0-0  |
| Overtime                        | 0-0  |
| Leading FG%                     | 7-4  |
| Trailing FG%                    | 0-8  |
| Equals opponent FG%             | 0-0  |
| FG% .500 & over                 | 2-1  |
| FG% .400 - .499                 | 5-6  |
| FG% .300 - .399                 | 0-5  |
| FG% .299 & under                | 0-0  |
| Opponent FG% .500 & over        | 0-0  |
| Opponent FG% .400 - .499        | 3-9  |
| Opponent FG% .300 - .399        | 4-3  |
| Opponent FG% .299 & under       | 0-0  |
| Leading FT%                     | 2-5  |
| Trailing FT%                    | 5-7  |
| Equals opponent FT%             | 0-0  |
| Scoring 90+ points              | 1-0  |
| Scoring 80-89 points            | 3-0  |
| Scoring 70-79 points            | 3-3  |
| Scoring 60-69 points            | 0-5  |
| Scoring 50-59 points            | 0-4  |
| Scoring under 50 points         | 0-0  |
| Opponent scores 90+ points      | 0-0  |
| Opponent scores 80-89 points    | 0-0  |
| Opponent scores 70-79 points    | 2-7  |
| Opponent scores 60-69 points    | 3-4  |
| Opponent scores 50-59 points    | 2-1  |
| Opponent scores under 50 points | 0-0  |
| Record vs. Conferences          |      |
| Big 12                          | 1-6  |
| Big Sky                         | 1-0  |
| Big Ten                         | 0-2  |
| Big West                        | 1-0  |
| Conference USA                  | 1-0  |
| MAC                             | 0-1  |
| Pac-12                          | 0-1  |
| SEC                             | 1-1  |
| Southland                       | 1-0  |
| Sun Belt                        | 1-1  |

## MISCELLANEOUS STATISTICS

### INDIVIDUAL

Led Texas in scoring — Tevin Mack (9), Jarrett Allen (6), Kerwin Roach Jr. (3), Kendal Yancy (1)  
 Led Texas in rebounding — Jarrett Allen (9), Shaquille Cleare (2), Eric Davis Jr. (1), Tevin Mack (1)  
 Tied — Jarrett Allen (3), Shaquille Cleare (3), Andrew Jones (2), Kerwin Roach Jr. (2), Tevin Mack (2)  
 Led Texas in assists — Kerwin Roach Jr. (9), Andrew Jones (7)  
 Tied — Kerwin Roach Jr. (3), Eric Davis Jr. (2), Andrew Jones (1), Tevin Mack (1) Jarrett Allen (1)  
 Led Texas in steals — Andrew Jones (5), Kerwin Roach Jr. (3), Kendal Yancy (2), Eric Davis Jr. (2), Shaquille Cleare (1)  
 Tied — Kerwin Roach Jr. (3), Eric Davis Jr. (3), Jacob Young (3), Andrew Jones (2), James Banks (2), Tevin Mack (1)  
 Led Texas in blocks — Jarrett Allen (5), James Banks (4), Shaquille Cleare (1), Tevin Mack (1)  
 Tied — James Banks (6), Jarrett Allen (5), Shaquille Cleare (3), Tevin Mack (2), Kerwin Roach Jr. (1), Andrew Jones (1)  
 Double-figure scoring games (64) — Jarrett Allen (13), Kerwin Roach Jr. (11), Tevin Mack (11), Andrew Jones (10), Shaquille Cleare (7), Kendal Yancy (5), Eric Davis Jr. (5), Jacob Young (2)  
 CAREER (108) — Kerwin Roach Jr. (20), Eric Davis Jr. (19), Kendal Yancy (18), Tevin Mack (16), Jarrett Allen (13), Shaquille Cleare (10), Andrew Jones (10), Jacob Young (2)  
 20-point games (4) — Tevin Mack (2), Jarrett Allen (1), Kerwin Roach Jr. (1)  
 CAREER (7) — Tevin Mack (3), Kerwin Roach Jr. (2), Jarrett Allen (1), Kendal Yancy (1)  
 30-point games (0) —  
 CAREER (0) —  
 Double-figure rebounding games (9) — Jarrett Allen (8), Tevin Mack (1)  
 CAREER (10) — Jarrett Allen (8), Kerwin Roach Jr. (1), Tevin Mack (1)  
 20-rebound games (0) —  
 CAREER (0) —  
 Double-figure assist games (0) —  
 CAREER (0) —  
 Double-doubles (points/rebounds) (8) — Jarrett Allen (7), Tevin Mack (1)  
 CAREER (9) — Jarrett Allen (7), Kerwin Roach Jr. (1), Tevin Mack (1)  
 Double-doubles (points/assists) (0) —  
 CAREER (0) —

### TEAM

Largest margin of victory — 36 (96-60 vs. UAB)  
 Largest Big 12 margin of victory — 3 (82-79 vs. Oklahoma State)  
 Largest margin of defeat — 19 (58-77 vs. Northwestern)  
 Largest Big 12 lead — 11 (61-50 vs. Oklahoma State, 11:32 – 2nd half)  
 Largest Big 12 deficit — 21 (47-68 at Baylor, 5:51 – 2nd half)  
 Largest non-conference lead — 40 (96-56 vs. UAB, 1:07 – 2nd half)  
 Largest non-conference deficit — 20 (57-77 vs. Northwestern, 0:35 – 2nd half)  
 Largest comeback victory — 12 (28-40 vs. Long Beach State, 17:52 – 2nd half; 26-38 vs. Alabama, 0:03 – 1st half)  
 Largest lead in a loss — 9 (15-6 vs. UT Arlington, 9:41 – 1st half)

# 0 • Tevin Mack

SOPHOMORE • GUARD/FORWARD • 6-7 • 220  
COLUMBIA, S.C. (DREHER HS)

|                               |         |        |
|-------------------------------|---------|--------|
|                               | 2016-17 | Career |
| Games Played                  | 15      | 48     |
| Games Started                 | 10      | 10     |
| Double-Doubles                | 1       | 1      |
| Double-Digit Scoring Games    | 11      | 16     |
| 20-Point Games                | 2       | 3      |
| 30-Point Games                | 0       | 0      |
| Double-Digit Rebounding Games | 1       | 1      |

## 2016-17 GAME-BY-GAME STATISTICS

| Opponent          | GP/GS | M  | Fg-Fga         | 3m-3a | Ft-Fta | O-D-Reb | PF | A | TO | B | S | Pts |
|-------------------|-------|----|----------------|-------|--------|---------|----|---|----|---|---|-----|
| Incarnate Word    |       |    | -did not play- |       |        |         |    |   |    |   |   |     |
| UL Monroe         | */-   | 23 | 5-9            | 4-6   | 0-1    | 0-2-2   | 0  | 1 | 0  | 0 | 0 | 14  |
| E. Washington     | */-   | 21 | 6-13           | 4-8   | 3-5    | 2-1-3   | 2  | 0 | 1  | 0 | 0 | 19  |
| vs. Northwestern* | -     | 29 | 5-9            | 3-6   | 5-10   | 3-1-4   | 2  | 0 | 1  | 1 | 1 | 18  |
| vs. Colorado      | */-   | 29 | 1-6            | 1-6   | 0-0    | 1-1-2   | 0  | 1 | 3  | 1 | 0 | 3   |
| UT Arlington      | */-   | 30 | 8-14           | 1-5   | 2-3    | 3-4-7   | 2  | 0 | 1  | 0 | 1 | 19  |
| Alabama           | */*   | 37 | 5-12           | 1-3   | 0-1    | 2-5-7   | 1  | 2 | 2  | 0 | 1 | 11  |
| at Michigan       | */*   | 37 | 5-11           | 3-6   | 5-6    | 0-5-5   | 2  | 1 | 2  | 0 | 1 | 18  |
| Long Beach St.    | */*   | 32 | 5-11           | 2-5   | 6-8    | 1-3-4   | 3  | 1 | 1  | 1 | 0 | 18  |
| vs. Arkansas      | */*   | 38 | 7-16           | 4-8   | 2-7    | 4-8-12  | 1  | 1 | 2  | 0 | 0 | 20  |
| UAB               | */*   | 21 | 7-14           | 3-7   | 1-1    | 1-1-2   | 1  | 0 | 0  | 1 | 1 | 18  |
| Kent State        | */*   | 28 | 2-8            | 0-4   | 0-0    | 0-3-3   | 2  | 2 | 2  | 0 | 1 | 4   |
| at Kansas State   | */*   | 34 | 4-13           | 1-7   | 0-0    | 0-2-2   | 3  | 1 | 0  | 2 | 1 | 9   |
| Oklahoma St.      | */*   | 39 | 10-17          | 4-7   | 3-5    | 1-3-4   | 1  | 1 | 2  | 1 | 0 | 27  |
| Iowa State        | */*   | 34 | 6-13           | 2-6   | 1-2    | 3-3-6   | 2  | 1 | 2  | 1 | 0 | 15  |
| TCU               | */*   | 38 | 3-6            | 1-3   | 2-2    | 0-9-9   | 2  | 0 | 2  | 0 | 0 | 9   |
| West Virginia     |       |    | -did not play- |       |        |         |    |   |    |   |   |     |
| at Baylor         |       |    | -did not play- |       |        |         |    |   |    |   |   |     |
| at Kansas         |       |    | -did not play- |       |        |         |    |   |    |   |   |     |
| Oklahoma          |       |    |                |       |        |         |    |   |    |   |   |     |
| at Georgia        |       |    |                |       |        |         |    |   |    |   |   |     |
| Texas Tech        |       |    |                |       |        |         |    |   |    |   |   |     |
| TCU               |       |    |                |       |        |         |    |   |    |   |   |     |
| Iowa State        |       |    |                |       |        |         |    |   |    |   |   |     |
| at Oklahoma St.   |       |    |                |       |        |         |    |   |    |   |   |     |
| at Oklahoma       |       |    |                |       |        |         |    |   |    |   |   |     |
| Kansas State      |       |    |                |       |        |         |    |   |    |   |   |     |
| at West Virginia  |       |    |                |       |        |         |    |   |    |   |   |     |
| Kansas            |       |    |                |       |        |         |    |   |    |   |   |     |
| at Texas Tech     |       |    |                |       |        |         |    |   |    |   |   |     |
| Baylor            |       |    |                |       |        |         |    |   |    |   |   |     |

## MACK'S 2016-17 SEASON HIGHS

|          |  |
|----------|--|
| Points   | 27 vs. Oklahoma State (1-4-17)                   |
| Rebounds | 12 vs. Arkansas (12-17-16)                       |
| FG       | 10 vs. Oklahoma State (1-4-17)                   |
| 3FG      | 4, four times • last vs. Oklahoma State (1-4-17) |
| FT       | 6 vs. Long Beach State (12-10-16)                |
| Assists  | 2, twice • last vs. Kent State (12-27-16)        |
| Blocks   | 2 at Kansas State (12-30-16)                     |
| Steals   | 1, seven times • last at Kansas State (12-30-16) |
| Minutes  | 39 vs. Oklahoma State (1-4-17)                   |

## MACK'S CAREER HIGHS

|          |  |
|----------|--|
| Points   | 27 vs. Oklahoma State (1-4-17)                     |
| Rebounds | 12 vs. Arkansas (12-17-16)                         |
| FG       | 10 vs. Oklahoma State (1-4-17)                     |
| 3FG      | 5, twice • last at Iowa State (2-13-16)            |
| FT       | 6 vs. Long Beach State (12-10-16)                  |
| Assists  | 2, five times • last vs. Kent State (12-27-16)     |
| Blocks   | 2 at Kansas State (12-30-16)                       |
| Steals   | 1, sixteen times • last at Kansas State (12-30-16) |
| Minutes  | 39 vs. Oklahoma State (1-4-17)                     |

# 1 • Andrew Jones

FRESHMAN • GUARD • 6-4 • 190  
IRVING, TEXAS (MACARTHUR HS)

|                            |         |        |
|----------------------------|---------|--------|
|                            | 2016-17 | Career |
| Games Played               | 19      | 19     |
| Games Started              | 12      | 12     |
| Double-Doubles             | 0       | 0      |
| Double-Digit Scoring Games | 10      | 10     |
| 20-Point Games             | 0       | 0      |
| 30-Point Games             | 0       | 0      |
| Double-Digit Assist Games  | 0       | 0      |

## 2016-17 GAME-BY-GAME STATISTICS

| Opponent          | GP/GS | M  | Fg-Fga | 3m-3a | Ft-Fta | O-D-Reb | PF | A | TO | B | S | Pts |
|-------------------|-------|----|--------|-------|--------|---------|----|---|----|---|---|-----|
| Incarnate Word    | */*   | 22 | 3-7    | 0-2   | 4-7    | 0-6-6   | 4  | 3 | 4  | 0 | 0 | 10  |
| UL Monroe         | */*   | 23 | 3-6    | 0-2   | 6-8    | 1-5-6   | 0  | 4 | 1  | 0 | 0 | 12  |
| E. Washington     | */-   | 21 | 6-10   | 2-5   | 3-3    | 0-4-4   | 2  | 2 | 3  | 0 | 3 | 17  |
| vs. Northwestern* | -     | 18 | 3-8    | 1-3   | 2-2    | 0-1-1   | 2  | 0 | 1  | 1 | 0 | 9   |
| vs. Colorado      | */-   | 19 | 2-4    | 0-0   | 0-0    | 0-6-6   | 0  | 1 | 0  | 1 | 0 | 4   |
| UT Arlington      | */-   | 23 | 1-5    | 1-4   | 2-2    | 1-2-3   | 4  | 3 | 2  | 0 | 3 | 5   |
| Alabama           | */*   | 20 | 2-5    | 1-3   | 4-4    | 0-7-7   | 4  | 1 | 3  | 0 | 0 | 9   |
| at Michigan       | */*   | 16 | 3-7    | 1-1   | 0-0    | 0-0-0   | 2  | 1 | 1  | 1 | 0 | 7   |
| Long Beach St.    | */*   | 15 | 1-3    | 0-2   | 0-0    | 0-0-0   | 0  | 1 | 0  | 0 | 1 | 2   |
| vs. Arkansas      | */*   | 32 | 4-6    | 1-3   | 8-11   | 0-2-2   | 4  | 7 | 2  | 0 | 3 | 17  |
| UAB               | */*   | 22 | 6-9    | 4-7   | 0-0    | 0-5-5   | 1  | 6 | 4  | 0 | 2 | 16  |
| Kent State        | */*   | 23 | 2-6    | 0-2   | 3-6    | 1-6-7   | 3  | 1 | 6  | 1 | 3 | 7   |
| at Kansas State   | */*   | 26 | 3-5    | 1-2   | 0-0    | 0-0-0   | 3  | 2 | 4  | 1 | 2 | 7   |
| Oklahoma St.      | */*   | 28 | 2-11   | 0-4   | 6-10   | 1-3-4   | 3  | 2 | 0  | 0 | 1 | 10  |
| Iowa State        | */*   | 29 | 5-7    | 2-3   | 2-3    | 0-7-7   | 2  | 2 | 3  | 0 | 0 | 14  |
| TCU               | */*   | 28 | 2-7    | 2-6   | 2-2    | 0-3-3   | 2  | 5 | 2  | 0 | 1 | 8   |
| West Virginia     | */-   | 28 | 5-13   | 4-9   | 3-4    | 0-3-3   | 5  | 1 | 3  | 0 | 2 | 17  |
| at Baylor         | */-   | 31 | 4-10   | 1-6   | 6-7    | 1-3-4   | 0  | 4 | 0  | 0 | 1 | 15  |
| at Kansas         | */-   | 29 | 6-9    | 3-4   | 0-0    | 1-4-5   | 2  | 5 | 3  | 2 | 2 | 15  |
| Oklahoma          |       |    |        |       |        |         |    |   |    |   |   |     |
| at Georgia        |       |    |        |       |        |         |    |   |    |   |   |     |
| Texas Tech        |       |    |        |       |        |         |    |   |    |   |   |     |
| TCU               |       |    |        |       |        |         |    |   |    |   |   |     |
| Iowa State        |       |    |        |       |        |         |    |   |    |   |   |     |
| at Oklahoma St.   |       |    |        |       |        |         |    |   |    |   |   |     |
| at Oklahoma       |       |    |        |       |        |         |    |   |    |   |   |     |
| Kansas State      |       |    |        |       |        |         |    |   |    |   |   |     |
| at West Virginia  |       |    |        |       |        |         |    |   |    |   |   |     |
| Kansas            |       |    |        |       |        |         |    |   |    |   |   |     |
| at Texas Tech     |       |    |        |       |        |         |    |   |    |   |   |     |
| Baylor            |       |    |        |       |        |         |    |   |    |   |   |     |

## JONES' 2016-17 SEASON/CAREER HIGHS

|          |  |
|----------|--|
| Points   | 17, three times • last vs. West Virginia (1-14-17) |
| Rebounds | 7, three times • last at Iowa State (1-7-17)       |
| FG       | 6, three times • last at Kansas (1-21-17)          |
| 3FG      | 4, twice • last vs. West Virginia (1-14-17)        |
| FT       | 8 vs. Arkansas (12-17-16)                          |
| Assists  | 7 vs. Arkansas (12-17-16)                          |
| Blocks   | 2 at Kansas (1-21-17)                              |
| Steals   | 3, four times • last vs. Kent State (12-27-16)     |
| Minutes  | 32 vs. Arkansas (12-17-16)                         |



## 2 • Isaiah Hobbs

JUNIOR • GUARD • 6-3 • 185  
PALM BEACH, FLA. (HOWARD COLLEGE)

|                               | 2016-17 | Career |
|-------------------------------|---------|--------|
| Games Played                  | 2       | 2      |
| Games Started                 | 0       | 0      |
| Double-Doubles                | 0       | 0      |
| Double-Digit Scoring Games    | 0       | 0      |
| 20-Point Games                | 0       | 0      |
| 30-Point Games                | 0       | 0      |
| Double-Digit Rebounding Games | 0       | 0      |

### 2016-17 GAME-BY-GAME STATISTICS

| Opponent         | GP/GS | M | Fg-Fga | 3m-3a | Ft-Fta | O-D-Reb        | PF | A | TO | B | S | Pts |
|------------------|-------|---|--------|-------|--------|----------------|----|---|----|---|---|-----|
| Incarnate Word   |       |   |        |       |        | -did not play- |    |   |    |   |   |     |
| UL Monroe        | */-   | 1 | 0-0    | 0-0   | 0-0    | 0-0-0          | 0  | 0 | 0  | 0 | 0 | 0   |
| E. Washington    |       |   |        |       |        | -did not play- |    |   |    |   |   |     |
| vs. Northwestern |       |   |        |       |        | -did not play- |    |   |    |   |   |     |
| vs. Colorado     |       |   |        |       |        | -did not play- |    |   |    |   |   |     |
| UT Arlington     |       |   |        |       |        | -did not play- |    |   |    |   |   |     |
| Alabama          |       |   |        |       |        | -did not play- |    |   |    |   |   |     |
| at Michigan      |       |   |        |       |        | -did not play- |    |   |    |   |   |     |
| Long Beach St.   |       |   |        |       |        | -did not play- |    |   |    |   |   |     |
| vs. Arkansas     |       |   |        |       |        | -did not play- |    |   |    |   |   |     |
| UAB              | */-   | 3 | 0-0    | 0-0   | 0-0    | 0-0-0          | 1  | 1 | 1  | 0 | 0 | 0   |
| Kent State       |       |   |        |       |        | -did not play- |    |   |    |   |   |     |
| at Kansas State  |       |   |        |       |        | -did not play- |    |   |    |   |   |     |
| Oklahoma St.     |       |   |        |       |        | -did not play- |    |   |    |   |   |     |
| Iowa State       |       |   |        |       |        | -did not play- |    |   |    |   |   |     |
| TCU              |       |   |        |       |        | -did not play- |    |   |    |   |   |     |
| West Virginia    |       |   |        |       |        | -did not play- |    |   |    |   |   |     |
| at Baylor        |       |   |        |       |        | -did not play- |    |   |    |   |   |     |
| at Kansas        |       |   |        |       |        | -did not play- |    |   |    |   |   |     |
| Oklahoma         |       |   |        |       |        |                |    |   |    |   |   |     |
| at Georgia       |       |   |        |       |        |                |    |   |    |   |   |     |
| Texas Tech       |       |   |        |       |        |                |    |   |    |   |   |     |
| TCU              |       |   |        |       |        |                |    |   |    |   |   |     |
| Iowa State       |       |   |        |       |        |                |    |   |    |   |   |     |
| at Oklahoma St.  |       |   |        |       |        |                |    |   |    |   |   |     |
| at Oklahoma      |       |   |        |       |        |                |    |   |    |   |   |     |
| Kansas State     |       |   |        |       |        |                |    |   |    |   |   |     |
| at West Virginia |       |   |        |       |        |                |    |   |    |   |   |     |
| Kansas           |       |   |        |       |        |                |    |   |    |   |   |     |
| at Texas Tech    |       |   |        |       |        |                |    |   |    |   |   |     |
| Baylor           |       |   |        |       |        |                |    |   |    |   |   |     |

### HOBBS' 2016-17 SEASON/CAREER HIGHS

Points \_\_\_\_\_  
Rebounds \_\_\_\_\_  
FG \_\_\_\_\_  
3FG \_\_\_\_\_  
FT \_\_\_\_\_  
Assists \_\_\_\_\_ 1 vs. UAB (12-21-16)  
Blocks \_\_\_\_\_  
Steals \_\_\_\_\_  
Minutes \_\_\_\_\_ 3 vs. UAB (12-21-16)

## 3 • Jacob Young

FRESHMAN • GUARD • 6-2 • 185  
HOUSTON, TEXAS (YATES HS)

|                            | 2016-17 | Career |
|----------------------------|---------|--------|
| Games Played               | 19      | 19     |
| Games Started              | 3       | 3      |
| Double-Doubles             | 0       | 0      |
| Double-Digit Scoring Games | 2       | 2      |
| 20-Point Games             | 0       | 0      |
| 30-Point Games             | 0       | 0      |
| Double-Digit Assist Games  | 0       | 0      |

### 2016-17 GAME-BY-GAME STATISTICS

| Opponent         | GP/GS | M  | Fg-Fga | 3m-3a | Ft-Fta | O-D-Reb | PF | A | TO | B | S | Pts |
|------------------|-------|----|--------|-------|--------|---------|----|---|----|---|---|-----|
| Incarnate Word   | */-   | 32 | 4-7    | 1-3   | 1-1    | 0-1-1   | 2  | 2 | 0  | 0 | 0 | 10  |
| UL Monroe        | */-   | 19 | 2-6    | 1-5   | 0-0    | 0-2-2   | 1  | 3 | 0  | 0 | 0 | 5   |
| E. Washington    | */-   | 19 | 0-4    | 0-4   | 0-0    | 0-0-0   | 2  | 1 | 3  | 0 | 0 | 0   |
| vs. Northwestern | */-   | 8  | 1-2    | 1-2   | 0-1    | 0-0-0   | 2  | 0 | 0  | 0 | 0 | 3   |
| vs. Colorado     | */-   | 3  | 0-0    | 0-0   | 0-0    | 0-0-0   | 0  | 0 | 0  | 0 | 0 | 0   |
| UT Arlington     | */-   | 21 | 1-6    | 1-6   | 0-0    | 0-2-2   | 1  | 2 | 0  | 0 | 0 | 3   |
| Alabama          | */-   | 24 | 4-8    | 3-6   | 0-0    | 0-1-1   | 1  | 0 | 0  | 0 | 0 | 11  |
| at Michigan      | */-   | 21 | 1-4    | 1-4   | 0-0    | 1-0-1   | 1  | 0 | 1  | 0 | 0 | 3   |
| Long Beach St.   | */-   | 16 | 1-4    | 1-3   | 0-0    | 0-1-1   | 1  | 2 | 0  | 0 | 1 | 3   |
| vs. Arkansas     | */-   | 12 | 0-2    | 0-1   | 0-0    | 0-1-1   | 4  | 1 | 2  | 0 | 0 | 0   |
| UAB              | */-   | 22 | 2-8    | 1-7   | 2-2    | 0-1-1   | 2  | 2 | 2  | 0 | 0 | 7   |
| Kent State       | */-   | 22 | 3-9    | 1-6   | 1-2    | 0-2-2   | 1  | 0 | 1  | 0 | 1 | 8   |
| at Kansas State  | */-   | 13 | 2-5    | 2-4   | 0-0    | 0-0-0   | 4  | 0 | 0  | 0 | 0 | 6   |
| Oklahoma St.     | */-   | 14 | 1-4    | 0-2   | 0-0    | 0-0-0   | 4  | 1 | 1  | 0 | 0 | 2   |
| Iowa State       | */-   | 24 | 0-2    | 0-2   | 1-1    | 1-2-3   | 2  | 2 | 2  | 0 | 1 | 1   |
| TCU              | */-   | 16 | 1-4    | 0-2   | 0-0    | 0-1-1   | 0  | 2 | 3  | 0 | 0 | 2   |
| West Virginia    | */    | 22 | 2-6    | 2-4   | 2-2    | 0-2-2   | 4  | 0 | 2  | 0 | 0 | 8   |
| at Baylor        | */    | 27 | 0-4    | 0-4   | 2-2    | 0-1-1   | 0  | 1 | 0  | 0 | 2 | 2   |
| at Kansas        | */    | 20 | 0-2    | 0-0   | 0-0    | 0-1-1   | 0  | 0 | 2  | 0 | 0 | 0   |
| Oklahoma         |       |    |        |       |        |         |    |   |    |   |   |     |
| at Georgia       |       |    |        |       |        |         |    |   |    |   |   |     |
| Texas Tech       |       |    |        |       |        |         |    |   |    |   |   |     |
| TCU              |       |    |        |       |        |         |    |   |    |   |   |     |
| Iowa State       |       |    |        |       |        |         |    |   |    |   |   |     |
| at Oklahoma St.  |       |    |        |       |        |         |    |   |    |   |   |     |
| at Oklahoma      |       |    |        |       |        |         |    |   |    |   |   |     |
| Kansas State     |       |    |        |       |        |         |    |   |    |   |   |     |
| at West Virginia |       |    |        |       |        |         |    |   |    |   |   |     |
| Kansas           |       |    |        |       |        |         |    |   |    |   |   |     |
| at Texas Tech    |       |    |        |       |        |         |    |   |    |   |   |     |
| Baylor           |       |    |        |       |        |         |    |   |    |   |   |     |

### YOUNG'S 2016-17 SEASON/CAREER HIGHS

Points \_\_\_\_\_ 11 vs. Alabama (12-2-16)  
Rebounds \_\_\_\_\_ 3 at Iowa State (1-7-17)  
FG \_\_\_\_\_ 4, twice • last vs. Alabama (12-2-16)  
3FG \_\_\_\_\_ 3 vs. Alabama (12-2-16)  
FT \_\_\_\_\_ 2, three times • last at Baylor (1-17-17)  
Assists \_\_\_\_\_ 3 vs. Louisiana Monroe (11-14-16)  
Blocks \_\_\_\_\_  
Steals \_\_\_\_\_ 2 at Baylor (1-17-17)  
Minutes \_\_\_\_\_ 32 vs. Incarnate Word (11-11-16)

## 4 • James Banks

FRESHMAN • CENTER • 6-10 • 240  
DECATUR, GA. (LA LUMIERE SCHOOL [IND.] )

|                               |         |        |
|-------------------------------|---------|--------|
|                               | 2016-17 | Career |
| Games Played                  | 18      | 18     |
| Games Started                 | 0       | 0      |
| Double-Doubles                | 0       | 0      |
| Double-Digit Scoring Games    | 0       | 0      |
| 20-Point Games                | 0       | 0      |
| 30-Point Games                | 0       | 0      |
| Double-Digit Rebounding Games | 0       | 0      |

### 2016-17 GAME-BY-GAME STATISTICS

| Opponent          | GP/GS | M  | Fg-Fga | 3m-3a | Ft-Fta | O-D-Reb        | PF | A | TO | B | S | Pts |
|-------------------|-------|----|--------|-------|--------|----------------|----|---|----|---|---|-----|
| Incarnate Word    | */-   | 24 | 1-4    | 0-0   | 0-0    | 1-8-9          | 4  | 1 | 1  | 5 | 1 | 2   |
| UL Monroe         | */-   | 17 | 1-4    | 0-0   | 1-2    | 1-5-6          | 2  | 0 | 0  | 2 | 0 | 3   |
| E. Washington     | */-   | 20 | 2-3    | 0-0   | 0-0    | 3-1-4          | 0  | 2 | 1  | 3 | 1 | 4   |
| vs. Northwestern* | /-    | 21 | 0-0    | 0-0   | 0-0    | 0-2-2          | 2  | 1 | 0  | 1 | 0 | 0   |
| vs. Colorado      |       |    |        |       |        | -did not play- |    |   |    |   |   |     |
| UT Arlington      | */-   | 13 | 1-1    | 0-0   | 1-2    | 1-0-1          | 3  | 0 | 2  | 2 | 0 | 3   |
| Alabama           | */-   | 13 | 1-2    | 0-0   | 0-0    | 2-1-3          | 1  | 0 | 0  | 0 | 0 | 2   |
| at Michigan       | */-   | 11 | 0-0    | 0-0   | 0-0    | 0-3-3          | 0  | 1 | 1  | 2 | 2 | 0   |
| Long Beach St.    | */-   | 12 | 0-0    | 0-0   | 0-0    | 0-0-0          | 1  | 0 | 2  | 2 | 1 | 0   |
| vs. Arkansas      | */-   | 8  | 1-2    | 0-0   | 0-0    | 0-1-1          | 2  | 0 | 0  | 1 | 0 | 2   |
| UAB               | */-   | 23 | 0-5    | 0-0   | 0-0    | 2-3-5          | 1  | 0 | 1  | 1 | 1 | 0   |
| Kent State        | */-   | 10 | 1-4    | 0-0   | 0-0    | 0-1-1          | 2  | 0 | 2  | 3 | 0 | 2   |
| at Kansas State   | */-   | 8  | 1-1    | 0-0   | 0-0    | 1-0-1          | 4  | 0 | 1  | 0 | 0 | 2   |
| Oklahoma St.      | */-   | 5  | 0-2    | 0-0   | 0-0    | 0-1-1          | 2  | 0 | 0  | 2 | 0 | 0   |
| Iowa State        | */-   | 8  | 0-0    | 0-0   | 0-2    | 0-0-0          | 0  | 0 | 0  | 1 | 0 | 0   |
| TCU               | */-   | 8  | 1-2    | 0-0   | 0-0    | 2-0-2          | 1  | 0 | 1  | 0 | 0 | 2   |
| West Virginia     | */-   | 5  | 0-0    | 0-0   | 0-0    | 1-1-2          | 3  | 0 | 2  | 1 | 0 | 0   |
| at Baylor         | */-   | 12 | 0-2    | 0-0   | 0-0    | 2-0-2          | 5  | 0 | 4  | 0 | 0 | 0   |
| at Kansas         | */-   | 8  | 1-4    | 0-0   | 0-0    | 1-0-1          | 2  | 0 | 1  | 1 | 0 | 2   |
| Oklahoma          |       |    |        |       |        |                |    |   |    |   |   |     |
| at Georgia        |       |    |        |       |        |                |    |   |    |   |   |     |
| Texas Tech        |       |    |        |       |        |                |    |   |    |   |   |     |
| TCU               |       |    |        |       |        |                |    |   |    |   |   |     |
| Iowa State        |       |    |        |       |        |                |    |   |    |   |   |     |
| at Oklahoma St.   |       |    |        |       |        |                |    |   |    |   |   |     |
| at Oklahoma       |       |    |        |       |        |                |    |   |    |   |   |     |
| Kansas State      |       |    |        |       |        |                |    |   |    |   |   |     |
| at West Virginia  |       |    |        |       |        |                |    |   |    |   |   |     |
| Kansas            |       |    |        |       |        |                |    |   |    |   |   |     |
| at Texas Tech     |       |    |        |       |        |                |    |   |    |   |   |     |
| Baylor            |       |    |        |       |        |                |    |   |    |   |   |     |

### BANKS' 2016-17 SEASON/CAREER HIGHS

|          |   |
|----------|---|
| Points   | 4 vs. Eastern Washington (11-17-16)         |
| Rebounds | 9 vs. Incarnate Word (11-11-16)             |
| FG       | 2 vs. Eastern Washington (11-17-16)         |
| 3FG      |   |
| FT       | 1, twice • last vs. UT Arlington (11-29-16) |
| Assists  | 2 vs. Eastern Washington (11-17-16)         |
| Blocks   | 5 vs. Incarnate Word (11-11-16)             |
| Steals   | 2 at Michigan (12-6-16)                     |
| Minutes  | 24 vs. Incarnate Word (11-11-16)            |

## 5 • Kendal Yancy

SENIOR • GUARD • 6-3 • 210  
RICHARDSON, TEXAS (BERKNER HS)

|                               |         |        |
|-------------------------------|---------|--------|
|                               | 2016-17 | Career |
| Games Played                  | 15      | 113    |
| Games Started                 | 6       | 49     |
| Double-Doubles                | 0       | 0      |
| Double-Digit Scoring Games    | 5       | 18     |
| 20-Point Games                | 0       | 1      |
| 30-Point Games                | 0       | 0      |
| Double-Digit Rebounding Games | 0       | 0      |

### 2016-17 GAME-BY-GAME STATISTICS

| Opponent           | GP/GS | M  | Fg-Fga | 3m-3a | Ft-Fta | O-D-Reb        | PF | A | TO | B | S | Pts |
|--------------------|-------|----|--------|-------|--------|----------------|----|---|----|---|---|-----|
| Incarnate Word     | */*   | 37 | 5-13   | 1-7   | 8-9    | 0-4-4          | 3  | 1 | 4  | 1 | 4 | 19  |
| UL Monroe          | */*   | 23 | 5-6    | 1-1   | 1-2    | 2-1-3          | 1  | 0 | 0  | 0 | 1 | 12  |
| E. Washington      | */*   | 28 | 3-5    | 2-3   | 2-2    | 1-3-4          | 1  | 1 | 0  | 1 | 0 | 10  |
| vs. Northwestern** |       | 24 | 2-4    | 1-2   | 0-1    | 1-1-2          | 2  | 0 | 2  | 0 | 0 | 5   |
| vs. Colorado       | */*   | 22 | 0-3    | 0-1   | 1-2    | 1-3-4          | 3  | 0 | 1  | 0 | 2 | 1   |
| UT Arlington       | */*   | 16 | 1-2    | 0-0   | 0-2    | 1-2-3          | 1  | 0 | 1  | 0 | 1 | 2   |
| Alabama            | */-   | 10 | 1-1    | 0-0   | 2-2    | 0-0-0          | 0  | 0 | 0  | 0 | 0 | 4   |
| at Michigan        | */-   | 8  | 0-0    | 0-0   | 0-0    | 0-1-1          | 0  | 1 | 0  | 0 | 0 | 0   |
| Long Beach St.     | */-   | 23 | 4-10   | 1-3   | 2-2    | 3-2-5          | 1  | 1 | 1  | 0 | 0 | 11  |
| vs. Arkansas       | */-   | 11 | 0-4    | 0-2   | 2-2    | 0-1-1          | 0  | 0 | 1  | 1 | 0 | 2   |
| UAB                | */-   | 21 | 5-7    | 1-1   | 3-3    | 1-0-1          | 3  | 2 | 0  | 0 | 1 | 14  |
| Kent State         | */-   | 14 | 0-1    | 0-1   | 0-1    | 1-0-1          | 0  | 0 | 1  | 0 | 0 | 0   |
| at Kansas State    | */-   | 4  | 0-1    | 0-0   | 0-0    | 0-1-1          | 0  | 0 | 0  | 0 | 1 | 0   |
| Oklahoma St.       |       |    |        |       |        | -did not play- |    |   |    |   |   |     |
| Iowa State         |       |    |        |       |        | -did not play- |    |   |    |   |   |     |
| TCU                |       |    |        |       |        | -did not play- |    |   |    |   |   |     |
| West Virginia      |       |    |        |       |        | -did not play- |    |   |    |   |   |     |
| at Baylor          | */-   | 10 | 0-1    | 0-1   | 0-0    | 0-1-1          | 2  | 1 | 1  | 0 | 0 | 0   |
| at Kansas          | */-   | 18 | 1-1    | 1-1   | 0-2    | 1-0-1          | 3  | 0 | 0  | 0 | 0 | 3   |
| Oklahoma           |       |    |        |       |        |                |    |   |    |   |   |     |
| at Georgia         |       |    |        |       |        |                |    |   |    |   |   |     |
| Texas Tech         |       |    |        |       |        |                |    |   |    |   |   |     |
| TCU                |       |    |        |       |        |                |    |   |    |   |   |     |
| Iowa State         |       |    |        |       |        |                |    |   |    |   |   |     |
| at Oklahoma St.    |       |    |        |       |        |                |    |   |    |   |   |     |
| at Oklahoma        |       |    |        |       |        |                |    |   |    |   |   |     |
| Kansas State       |       |    |        |       |        |                |    |   |    |   |   |     |
| at West Virginia   |       |    |        |       |        |                |    |   |    |   |   |     |
| Kansas             |       |    |        |       |        |                |    |   |    |   |   |     |
| at Texas Tech      |       |    |        |       |        |                |    |   |    |   |   |     |
| Baylor             |       |    |        |       |        |                |    |   |    |   |   |     |

### YANCY'S 2016-17 SEASON HIGHS

|          |   |
|----------|---|
| Points   | 19 vs. Incarnate Word (11-11-16)              |
| Rebounds | 5 vs. Long Beach State (12-10-16)             |
| FG       | 5, three times • last vs. UAB (12-21-16)      |
| 3FG      | 2 vs. Eastern Washington (11-17-16)           |
| FT       | 8 vs. Incarnate Word (11-11-16)               |
| Assists  | 2 vs. UAB (12-21-16)                          |
| Blocks   | 1, three times • last vs. Arkansas (12-17-16) |
| Steals   | 4 vs. Incarnate Word (11-11-16)               |
| Minutes  | 37 vs. Incarnate Word (11-11-16)              |

### YANCY'S CAREER HIGHS

|          |  |
|----------|--|
| Points   | 29 vs. Iowa State (2-21-15)                    |
| Rebounds | 8 vs. Texas State (12-13-14)                   |
| FG       | 9 vs. Iowa State (2-21-15)                     |
| 3FG      | 6 vs. Iowa State (2-21-15)                     |
| FT       | 8 vs. Incarnate Word (11-11-16)                |
| Assists  | 7 vs. Lipscomb (12-16-14)                      |
| Blocks   | 1, eleven times • last vs. Arkansas (12-17-16) |
| Steals   | 4 vs. Incarnate Word (11-11-16)                |
| Minutes  | 37, twice • last vs. Incarnate Word (11-11-16) |

## 10 • Eric Davis Jr.

SOPHOMORE • GUARD • 6-3 • 195  
SAGINAW, MICH. (SAGINAW ARTHUR HILL HS)

|                               |         |        |
|-------------------------------|---------|--------|
|                               | 2016-17 | Career |
| Games Played                  | 19      | 52     |
| Games Started                 | 9       | 11     |
| Double-Doubles                | 0       | 0      |
| Double-Digit Scoring Games    | 5       | 19     |
| 20-Point Games                | 0       | 0      |
| 30-Point Games                | 0       | 0      |
| Double-Digit Rebounding Games | 0       | 0      |

### 2016-17 GAME-BY-GAME STATISTICS

| Opponent         | GP/GS | M  | Fg-Fga | 3m-3a | Ft-Fta | O-D-Reb | PF | A | T.O | B | S | Pts |
|------------------|-------|----|--------|-------|--------|---------|----|---|-----|---|---|-----|
| Incarnate Word   | */*   | 32 | 5-13   | 1-6   | 5-6    | 0-6-6   | 2  | 2 | 1   | 0 | 0 | 16  |
| UL Monroe        | */*   | 24 | 2-10   | 1-6   | 2-2    | 1-6-7   | 0  | 2 | 0   | 0 | 1 | 7   |
| E. Washington    | */*   | 22 | 4-11   | 2-7   | 0-0    | 1-4-5   | 1  | 2 | 0   | 0 | 0 | 10  |
| vs. Northwestern | */*   | 33 | 3-9    | 1-5   | 2-4    | 0-4-4   | 1  | 2 | 0   | 0 | 0 | 9   |
| vs. Colorado     | */*   | 31 | 3-11   | 1-6   | 0-0    | 1-0-1   | 1  | 1 | 1   | 0 | 1 | 7   |
| UT Arlington     | */*   | 20 | 0-8    | 0-6   | 0-2    | 1-1-2   | 3  | 2 | 2   | 0 | 2 | 0   |
| Alabama          | */-   | 26 | 1-4    | 0-1   | 0-0    | 2-1-3   | 2  | 3 | 0   | 0 | 1 | 2   |
| at Michigan      | */-   | 31 | 3-11   | 0-4   | 0-0    | 0-3-3   | 1  | 0 | 2   | 0 | 2 | 6   |
| Long Beach St.   | */-   | 25 | 4-8    | 3-7   | 5-6    | 0-2-2   | 1  | 2 | 0   | 0 | 0 | 16  |
| vs. Arkansas     | */-   | 16 | 0-4    | 0-2   | 0-0    | 0-2-2   | 1  | 0 | 1   | 1 | 0 | 0   |
| UAB              | */-   | 19 | 3-6    | 2-5   | 1-1    | 0-4-4   | 1  | 4 | 2   | 0 | 0 | 9   |
| Kent State       | */-   | 21 | 0-6    | 0-2   | 1-2    | 0-2-2   | 3  | 1 | 1   | 0 | 2 | 1   |
| at Kansas State  | */-   | 21 | 2-5    | 0-2   | 0-0    | 0-4-4   | 3  | 2 | 2   | 0 | 0 | 4   |
| Oklahoma St.     | */-   | 28 | 5-8    | 3-6   | 3-4    | 1-0-1   | 3  | 0 | 1   | 0 | 1 | 16  |
| Iowa State       | */-   | 19 | 1-3    | 0-1   | 0-0    | 0-1-1   | 2  | 1 | 1   | 0 | 0 | 2   |
| TCU              | */-   | 31 | 3-7    | 1-3   | 0-1    | 0-1-1   | 1  | 0 | 1   | 0 | 2 | 7   |
| West Virginia    | */*   | 35 | 1-4    | 1-4   | 2-2    | 0-1-1   | 4  | 4 | 5   | 0 | 0 | 5   |
| at Baylor        | */*   | 27 | 3-9    | 1-4   | 1-2    | 0-1-1   | 3  | 0 | 1   | 0 | 2 | 8   |
| at Kansas        | */*   | 36 | 3-10   | 2-7   | 4-4    | 0-1-1   | 2  | 0 | 2   | 0 | 3 | 12  |
| Oklahoma         |       |    |        |       |        |         |    |   |     |   |   |     |
| at Georgia       |       |    |        |       |        |         |    |   |     |   |   |     |
| Texas Tech       |       |    |        |       |        |         |    |   |     |   |   |     |
| TCU              |       |    |        |       |        |         |    |   |     |   |   |     |
| Iowa State       |       |    |        |       |        |         |    |   |     |   |   |     |
| at Oklahoma St.  |       |    |        |       |        |         |    |   |     |   |   |     |
| at Oklahoma      |       |    |        |       |        |         |    |   |     |   |   |     |
| Kansas State     |       |    |        |       |        |         |    |   |     |   |   |     |
| at West Virginia |       |    |        |       |        |         |    |   |     |   |   |     |
| Kansas           |       |    |        |       |        |         |    |   |     |   |   |     |
| at Texas Tech    |       |    |        |       |        |         |    |   |     |   |   |     |
| Baylor           |       |    |        |       |        |         |    |   |     |   |   |     |

### DAVIS' 2016-17 SEASON HIGHS

Points \_\_\_\_\_ 16, three times • last vs. Oklahoma State (1-4-17)  
Rebounds \_\_\_\_\_ 7 vs. Louisiana Monroe (11-14-16)  
FG \_\_\_\_\_ 5, twice • last vs. Oklahoma State (1-4-17)  
3FG \_\_\_\_\_ 3, twice • last vs. Oklahoma State (1-4-17)  
FT \_\_\_\_\_ 5, twice • last vs. Long Beach State (12-10-16)  
Assists \_\_\_\_\_ 4, twice • last vs. West Virginia (1-14-17)  
Blocks \_\_\_\_\_ 1 vs. Arkansas (12-17-16)  
Steals \_\_\_\_\_ 3 at Kansas (1-21-17)  
Minutes \_\_\_\_\_ 36 at Kansas (1-21-17)

### DAVIS' CAREER HIGHS

Points \_\_\_\_\_ 19 vs. Texas A&M (11-25-15)  
Rebounds \_\_\_\_\_ 7 vs. Louisiana Monroe (11-14-16)  
FG \_\_\_\_\_ 6, three times • last at Kansas (1-23-16)  
3FG \_\_\_\_\_ 4, three times • last vs. West Virginia (2-16-16)  
FT \_\_\_\_\_ 5, three times • last vs. Long Beach State (12-10-16)  
Assists \_\_\_\_\_ 5 vs. UTSA (12-8-15)  
Blocks \_\_\_\_\_ 1 vs. Arkansas (12-17-16)  
Steals \_\_\_\_\_ 3, twice • last at Kansas (1-21-17)  
Minutes \_\_\_\_\_ 36 at Kansas (1-21-17)

## 12 • Kerwin Roach Jr.

SOPHOMORE • GUARD • 6-4 • 175  
HOUSTON, TEXAS (NORTH SHORE HS)

|                               |         |        |
|-------------------------------|---------|--------|
|                               | 2016-17 | Career |
| Games Played                  | 18      | 51     |
| Games Started                 | 17      | 17     |
| Double-Doubles                | 0       | 1      |
| Double-Digit Scoring Games    | 11      | 20     |
| 20-Point Games                | 1       | 2      |
| 30-Point Games                | 0       | 0      |
| Double-Digit Rebounding Games | 0       | 1      |

### 2016-17 GAME-BY-GAME STATISTICS

| Opponent         | GP/GS | M  | Fg-Fga | 3m-3a | Ft-Fta | O-D-Reb        | PF | A | T.O | B | S | Pts |
|------------------|-------|----|--------|-------|--------|----------------|----|---|-----|---|---|-----|
| Incarnate Word   |       |    |        |       |        | -did not play- |    |   |     |   |   |     |
| UL Monroe        | */-   | 22 | 4-7    | 0-1   | 3-4    | 1-3-4          | 3  | 2 | 0   | 1 | 0 | 11  |
| E. Washington    | */*   | 23 | 4-7    | 1-2   | 2-2    | 0-6-6          | 2  | 4 | 1   | 0 | 2 | 11  |
| vs. Northwestern | */*   | 27 | 2-7    | 0-3   | 3-6    | 0-5-5          | 3  | 3 | 2   | 1 | 2 | 7   |
| vs. Colorado     | */*   | 30 | 6-16   | 1-4   | 3-4    | 0-2-2          | 3  | 1 | 1   | 0 | 0 | 16  |
| UT Arlington     | */*   | 31 | 8-14   | 0-2   | 0-0    | 0-2-2          | 2  | 2 | 6   | 1 | 3 | 16  |
| Alabama          | */*   | 28 | 2-7    | 0-1   | 12-16  | 1-4-5          | 3  | 3 | 4   | 0 | 0 | 16  |
| at Michigan      | */*   | 29 | 2-8    | 0-1   | 0-0    | 1-4-5          | 1  | 5 | 3   | 0 | 0 | 4   |
| Long Beach St.   | */*   | 25 | 3-8    | 2-4   | 1-3    | 1-1-2          | 4  | 4 | 2   | 1 | 1 | 9   |
| vs. Arkansas     | */*   | 27 | 5-12   | 0-1   | 2-4    | 1-2-3          | 4  | 1 | 2   | 0 | 1 | 12  |
| UAB              | */*   | 21 | 2-5    | 1-2   | 1-1    | 0-3-3          | 2  | 4 | 0   | 0 | 6 | 6   |
| Kent State       | */*   | 32 | 4-7    | 1-2   | 4-4    | 1-1-2          | 5  | 3 | 1   | 0 | 2 | 13  |
| at Kansas State  | */*   | 31 | 3-9    | 1-3   | 3-8    | 1-3-4          | 5  | 4 | 3   | 0 | 1 | 10  |
| Oklahoma St.     | */*   | 36 | 3-3    | 0-0   | 5-6    | 0-5-5          | 4  | 6 | 2   | 1 | 2 | 11  |
| Iowa State       | */*   | 37 | 7-9    | 4-4   | 3-6    | 1-1-2          | 3  | 5 | 3   | 1 | 1 | 21  |
| TCU              | */*   | 29 | 3-9    | 0-0   | 1-1    | 0-3-3          | 4  | 3 | 4   | 0 | 1 | 7   |
| West Virginia    | */*   | 38 | 3-8    | 1-4   | 4-7    | 0-6-6          | 4  | 5 | 4   | 0 | 1 | 11  |
| at Baylor        | */*   | 35 | 2-7    | 0-4   | 4-4    | 0-4-4          | 3  | 5 | 4   | 0 | 1 | 8   |
| at Kansas        | */*   | 29 | 1-9    | 0-3   | 0-0    | 0-1-1          | 4  | 3 | 2   | 0 | 2 | 2   |
| Oklahoma         |       |    |        |       |        |                |    |   |     |   |   |     |
| at Georgia       |       |    |        |       |        |                |    |   |     |   |   |     |
| Texas Tech       |       |    |        |       |        |                |    |   |     |   |   |     |
| TCU              |       |    |        |       |        |                |    |   |     |   |   |     |
| Iowa State       |       |    |        |       |        |                |    |   |     |   |   |     |
| at Oklahoma St.  |       |    |        |       |        |                |    |   |     |   |   |     |
| at Oklahoma      |       |    |        |       |        |                |    |   |     |   |   |     |
| Kansas State     |       |    |        |       |        |                |    |   |     |   |   |     |
| at West Virginia |       |    |        |       |        |                |    |   |     |   |   |     |
| Kansas           |       |    |        |       |        |                |    |   |     |   |   |     |
| at Texas Tech    |       |    |        |       |        |                |    |   |     |   |   |     |
| Baylor           |       |    |        |       |        |                |    |   |     |   |   |     |

### ROACH'S 2016-17 SEASON HIGHS

Points \_\_\_\_\_ 21 at Iowa State (1-7-17)  
Rebounds \_\_\_\_\_ 6, twice • last vs. West Virginia (1-14-17)  
FG \_\_\_\_\_ 8 vs. UT Arlington (11-29-16)  
3FG \_\_\_\_\_ 4 at Iowa State (1-7-17)  
FT \_\_\_\_\_ 12 vs. Alabama (12-2-16)  
Assists \_\_\_\_\_ 6 vs. Oklahoma State (1-4-17)  
Blocks \_\_\_\_\_ 1, six times • last at Iowa State (1-7-17)  
Steals \_\_\_\_\_ 6 vs. UAB (12-21-16)  
Minutes \_\_\_\_\_ 38 vs. West Virginia (1-14-17)

### ROACH'S CAREER HIGHS

Points \_\_\_\_\_ 22 vs. TCU (1-26-16)  
Rebounds \_\_\_\_\_ 11 vs. Vanderbilt (1-30-16)  
FG \_\_\_\_\_ 8 vs. UT Arlington (11-29-16)  
3FG \_\_\_\_\_ 4 at Iowa State (1-7-17)  
FT \_\_\_\_\_ 12 vs. Alabama (12-2-16)  
Assists \_\_\_\_\_ 6 vs. Oklahoma State (1-4-17)  
Blocks \_\_\_\_\_ 1, fourteen times • last at Iowa State (1-7-17)  
Steals \_\_\_\_\_ 6 vs. UAB (12-21-16)  
Minutes \_\_\_\_\_ 38 vs. West Virginia (1-14-17)

# 14 • Mareik Isom

SENIOR • FORWARD • 6-9 • 217  
AUSTIN, TEXAS (ARKANSAS-LITTLE ROCK)

|                               | 2016-17 | Career |
|-------------------------------|---------|--------|
| Games Played                  | 3       | 3      |
| Games Started                 | 0       | 0      |
| Double-Doubles                | 0       | 0      |
| Double-Digit Scoring Games    | 0       | 0      |
| 20-Point Games                | 0       | 0      |
| 30-Point Games                | 0       | 0      |
| Double-Digit Rebounding Games | 0       | 0      |

## 2016-17 GAME-BY-GAME STATISTICS

| Opponent         | GP/GS | M | Fg-Fga | 3m-3a | Ft-Fta | O-D-Reb        | PF | A | TO | B | S | Pts |
|------------------|-------|---|--------|-------|--------|----------------|----|---|----|---|---|-----|
| Incarnate Word   |       |   |        |       |        | -did not play- |    |   |    |   |   |     |
| UL Monroe        |       |   |        |       |        | -did not play- |    |   |    |   |   |     |
| E. Washington    |       |   |        |       |        | -did not play- |    |   |    |   |   |     |
| vs. Northwestern |       |   |        |       |        | -did not play- |    |   |    |   |   |     |
| vs. Colorado     |       |   |        |       |        | -did not play- |    |   |    |   |   |     |
| UT Arlington     |       |   |        |       |        | -did not play- |    |   |    |   |   |     |
| Alabama          |       |   |        |       |        | -did not play- |    |   |    |   |   |     |
| at Michigan      |       |   |        |       |        | -did not play- |    |   |    |   |   |     |
| Long Beach St.   |       |   |        |       |        | -did not play- |    |   |    |   |   |     |
| vs. Arkansas     |       |   |        |       |        | -did not play- |    |   |    |   |   |     |
| UAB              |       |   |        |       |        | -did not play- |    |   |    |   |   |     |
| Kent State       |       |   |        |       |        | -did not play- |    |   |    |   |   |     |
| at Kansas State  |       |   |        |       |        | -did not play- |    |   |    |   |   |     |
| Oklahoma St.     |       |   |        |       |        | -did not play- |    |   |    |   |   |     |
| Iowa State       |       |   |        |       |        | -did not play- |    |   |    |   |   |     |
| TCU              |       |   |        |       |        | -did not play- |    |   |    |   |   |     |
| West Virginia    | *-/   | 3 | 0-1    | 0-1   | 0-0    | 0-0-0          | 0  | 0 | 0  | 0 | 0 | 0   |
| at Baylor        | *-/   | 2 | 0-0    | 0-0   | 0-1    | 0-0-0          | 0  | 0 | 0  | 0 | 0 | 0   |
| at Kansas        | *-/   | 4 | 0-1    | 0-1   | 0-0    | 0-0-0          | 0  | 0 | 0  | 0 | 0 | 0   |
| Oklahoma         |       |   |        |       |        |                |    |   |    |   |   |     |
| at Georgia       |       |   |        |       |        |                |    |   |    |   |   |     |
| Texas Tech       |       |   |        |       |        |                |    |   |    |   |   |     |
| TCU              |       |   |        |       |        |                |    |   |    |   |   |     |
| Iowa State       |       |   |        |       |        |                |    |   |    |   |   |     |
| at Oklahoma St.  |       |   |        |       |        |                |    |   |    |   |   |     |
| at Oklahoma      |       |   |        |       |        |                |    |   |    |   |   |     |
| Kansas State     |       |   |        |       |        |                |    |   |    |   |   |     |
| at West Virginia |       |   |        |       |        |                |    |   |    |   |   |     |
| Kansas           |       |   |        |       |        |                |    |   |    |   |   |     |
| at Texas Tech    |       |   |        |       |        |                |    |   |    |   |   |     |
| Baylor           |       |   |        |       |        |                |    |   |    |   |   |     |

## ISOM'S SEASON/CAREER HIGHS

|          |                       |
|----------|-----------------------|
| Points   |                       |
| Rebounds |                       |
| FG       |                       |
| 3FG      |                       |
| FT       |                       |
| Assists  |                       |
| Blocks   |                       |
| Steals   |                       |
| Minutes  | 4 at Kansas (1-21-17) |

# 25 • Joe Schwartz

JUNIOR • GUARD • 6-2 • 185  
WACO, TEXAS (VANGUARD COLLEGE PREP)

|                               | 2016-17 | Career |
|-------------------------------|---------|--------|
| Games Played                  | 1       | 4      |
| Games Started                 | 0       | 0      |
| Double-Doubles                | 0       | 0      |
| Double-Digit Scoring Games    | 0       | 0      |
| 20-Point Games                | 0       | 0      |
| 30-Point Games                | 0       | 0      |
| Double-Digit Rebounding Games | 0       | 0      |

## 2016-17 GAME-BY-GAME STATISTICS

| Opponent         | GP/GS | M | Fg-Fga | 3m-3a | Ft-Fta | O-D-Reb        | PF | A | TO | B | S | Pts |
|------------------|-------|---|--------|-------|--------|----------------|----|---|----|---|---|-----|
| Incarnate Word   |       |   |        |       |        | -did not play- |    |   |    |   |   |     |
| UL Monroe        | *-/   | 1 | 0-0    | 0-0   | 0-0    | 0-0-0          | 0  | 0 | 0  | 0 | 0 | 0   |
| E. Washington    |       |   |        |       |        | -did not play- |    |   |    |   |   |     |
| vs. Northwestern |       |   |        |       |        | -did not play- |    |   |    |   |   |     |
| vs. Colorado     |       |   |        |       |        | -did not play- |    |   |    |   |   |     |
| UT Arlington     |       |   |        |       |        | -did not play- |    |   |    |   |   |     |
| Alabama          |       |   |        |       |        | -did not play- |    |   |    |   |   |     |
| at Michigan      |       |   |        |       |        | -did not play- |    |   |    |   |   |     |
| Long Beach St.   |       |   |        |       |        | -did not play- |    |   |    |   |   |     |
| vs. Arkansas     |       |   |        |       |        | -did not play- |    |   |    |   |   |     |
| UAB              |       |   |        |       |        | -did not play- |    |   |    |   |   |     |
| Kent State       |       |   |        |       |        | -did not play- |    |   |    |   |   |     |
| at Kansas State  |       |   |        |       |        | -did not play- |    |   |    |   |   |     |
| Oklahoma St.     |       |   |        |       |        | -did not play- |    |   |    |   |   |     |
| Iowa State       |       |   |        |       |        | -did not play- |    |   |    |   |   |     |
| TCU              |       |   |        |       |        | -did not play- |    |   |    |   |   |     |
| West Virginia    |       |   |        |       |        | -did not play- |    |   |    |   |   |     |
| at Baylor        |       |   |        |       |        | -did not play- |    |   |    |   |   |     |
| at Kansas        |       |   |        |       |        | -did not play- |    |   |    |   |   |     |
| Oklahoma         |       |   |        |       |        |                |    |   |    |   |   |     |
| at Georgia       |       |   |        |       |        |                |    |   |    |   |   |     |
| Texas Tech       |       |   |        |       |        |                |    |   |    |   |   |     |
| TCU              |       |   |        |       |        |                |    |   |    |   |   |     |
| Iowa State       |       |   |        |       |        |                |    |   |    |   |   |     |
| at Oklahoma St.  |       |   |        |       |        |                |    |   |    |   |   |     |
| at Oklahoma      |       |   |        |       |        |                |    |   |    |   |   |     |
| Kansas State     |       |   |        |       |        |                |    |   |    |   |   |     |
| at West Virginia |       |   |        |       |        |                |    |   |    |   |   |     |
| Kansas           |       |   |        |       |        |                |    |   |    |   |   |     |
| at Texas Tech    |       |   |        |       |        |                |    |   |    |   |   |     |
| Baylor           |       |   |        |       |        |                |    |   |    |   |   |     |

## SCHWARTZ'S 2016-17 SEASON HIGHS

|          |                                   |
|----------|-----------------------------------|
| Points   |                                   |
| Rebounds |                                   |
| FG       |                                   |
| 3FG      |                                   |
| FT       |                                   |
| Assists  |                                   |
| Blocks   |                                   |
| Steals   |                                   |
| Minutes  | 1 vs. Louisiana Monroe (11-14-16) |

## SCHWARTZ'S CAREER HIGHS

|          |                           |
|----------|---------------------------|
| Points   | 3 vs. Lipscomb (12-16-14) |
| Rebounds | 1 vs. UTSA (12-8-15)      |
| FG       | 1 vs. Lipscomb (12-16-14) |
| 3FG      | 1 vs. Lipscomb (12-16-14) |
| FT       | 1 vs. UTSA (12-8-15)      |
| Assists  |                           |
| Blocks   |                           |
| Steals   |                           |
| Minutes  | 3 vs. UTSA (12-8-15)      |



## 30 • Ryan McClurg

SENIOR • FORWARD • 6-6 • 230  
KATY, TEXAS (SEVEN LAKES HS)

|                               | 2016-17 | Career |
|-------------------------------|---------|--------|
| Games Played                  | 3       | 10     |
| Games Started                 | 0       | 0      |
| Double-Doubles                | 0       | 0      |
| Double-Digit Scoring Games    | 0       | 0      |
| 20-Point Games                | 0       | 0      |
| 30-Point Games                | 0       | 0      |
| Double-Digit Rebounding Games | 0       | 0      |

### 2016-17 GAME-BY-GAME STATISTICS

| Opponent         | GP/GS | M | Fg-Fga | 3m-3a | Ft-Fta | O-D-Reb        | PF | A | TO | B | S | Pts |
|------------------|-------|---|--------|-------|--------|----------------|----|---|----|---|---|-----|
| Incarnate Word   | */-   | 6 | 0-0    | 0-0   | 0-0    | 0-0-0          | 2  | 0 | 0  | 0 | 0 | 0   |
| UL Monroe        | */-   | 1 | 0-0    | 0-0   | 0-0    | 0-0-0          | 0  | 0 | 0  | 0 | 0 | 0   |
| E. Washington    | */-   | 5 | 0-0    | 0-0   | 2-2    | 0-0-0          | 0  | 0 | 0  | 0 | 0 | 2   |
| vs. Northwestern |       |   |        |       |        | -did not play- |    |   |    |   |   |     |
| vs. Colorado     |       |   |        |       |        | -did not play- |    |   |    |   |   |     |
| UT Arlington     |       |   |        |       |        | -did not play- |    |   |    |   |   |     |
| Alabama          |       |   |        |       |        | -did not play- |    |   |    |   |   |     |
| at Michigan      |       |   |        |       |        | -did not play- |    |   |    |   |   |     |
| Long Beach St.   |       |   |        |       |        | -did not play- |    |   |    |   |   |     |
| vs. Arkansas     |       |   |        |       |        | -did not play- |    |   |    |   |   |     |
| UAB              | */-   | 3 | 0-0    | 0-0   | 0-0    | 0-0-0          | 2  | 0 | 1  | 0 | 0 | 0   |
| Kent State       |       |   |        |       |        | -did not play- |    |   |    |   |   |     |
| at Kansas State  |       |   |        |       |        | -did not play- |    |   |    |   |   |     |
| Oklahoma St.     |       |   |        |       |        | -did not play- |    |   |    |   |   |     |
| Iowa State       |       |   |        |       |        | -did not play- |    |   |    |   |   |     |
| TCU              |       |   |        |       |        | -did not play- |    |   |    |   |   |     |
| West Virginia    |       |   |        |       |        | -did not play- |    |   |    |   |   |     |
| at Baylor        |       |   |        |       |        | -did not play- |    |   |    |   |   |     |
| at Kansas        |       |   |        |       |        | -did not play- |    |   |    |   |   |     |
| Oklahoma         |       |   |        |       |        |                |    |   |    |   |   |     |
| at Georgia       |       |   |        |       |        |                |    |   |    |   |   |     |
| Texas Tech       |       |   |        |       |        |                |    |   |    |   |   |     |
| TCU              |       |   |        |       |        |                |    |   |    |   |   |     |
| Iowa State       |       |   |        |       |        |                |    |   |    |   |   |     |
| at Oklahoma St.  |       |   |        |       |        |                |    |   |    |   |   |     |
| at Oklahoma      |       |   |        |       |        |                |    |   |    |   |   |     |
| Kansas State     |       |   |        |       |        |                |    |   |    |   |   |     |
| at West Virginia |       |   |        |       |        |                |    |   |    |   |   |     |
| Kansas           |       |   |        |       |        |                |    |   |    |   |   |     |
| at Texas Tech    |       |   |        |       |        |                |    |   |    |   |   |     |
| Baylor           |       |   |        |       |        |                |    |   |    |   |   |     |

### MCCLURG'S 2016-17 SEASON HIGHS

Points \_\_\_\_\_ 2 vs. Eastern Washington (11-17-16)  
Rebounds \_\_\_\_\_  
FG \_\_\_\_\_  
3FG \_\_\_\_\_  
FT \_\_\_\_\_ 2 vs. Eastern Washington (11-17-16)  
Assists \_\_\_\_\_  
Blocks \_\_\_\_\_  
Steals \_\_\_\_\_  
Minutes \_\_\_\_\_ 6 vs. Incarnate Word (11-11-16)

### MCCLURG'S CAREER HIGHS

Points \_\_\_\_\_ 4 vs. UTSA (12-8-15)  
Rebounds \_\_\_\_\_ 3 vs. Kansas (2-29-16)  
FG \_\_\_\_\_ 2 vs. UTSA (12-8-15)  
3FG \_\_\_\_\_  
FT \_\_\_\_\_ 2 vs. Eastern Washington (11-17-16)  
Assists \_\_\_\_\_ 1 vs. Lipscomb (12-16-14)  
Blocks \_\_\_\_\_  
Steals \_\_\_\_\_  
Minutes \_\_\_\_\_ 6, twice • last vs. Incarnate Word (11-11-16)

## 31 • Jarrett Allen

FRESHMAN • FORWARD • 6-11 • 235  
ROUND ROCK, TEXAS (ST. STEPHEN'S EPISCOPAL SCHOOL)

|                               | 2016-17 | Career |
|-------------------------------|---------|--------|
| Games Played                  | 19      | 19     |
| Games Started                 | 19      | 19     |
| Double-Doubles                | 7       | 7      |
| Double-Digit Scoring Games    | 13      | 13     |
| 20-Point Games                | 1       | 1      |
| 30-Point Games                | 0       | 0      |
| Double-Digit Rebounding Games | 8       | 8      |

### 2016-17 GAME-BY-GAME STATISTICS

| Opponent         | GP/GS | M  | Fg-Fga | 3m-3a | Ft-Fta | O-D-Reb | PF | A | TO | B | S | Pts |
|------------------|-------|----|--------|-------|--------|---------|----|---|----|---|---|-----|
| Incarnate Word   | */    | 36 | 7-11   | 0-0   | 2-4    | 3-9-12  | 2  | 1 | 2  | 2 | 0 | 16  |
| UL Monroe        | */    | 24 | 4-5    | 0-1   | 0-2    | 0-3-3   | 4  | 0 | 2  | 2 | 1 | 8   |
| E. Washington    | */    | 28 | 1-5    | 0-0   | 4-9    | 4-5-9   | 1  | 4 | 1  | 1 | 0 | 6   |
| vs. Northwestern | */    | 23 | 2-6    | 0-0   | 1-3    | 2-3-5   | 2  | 1 | 5  | 0 | 0 | 5   |
| vs. Colorado     | */    | 34 | 6-9    | 0-0   | 3-4    | 4-2-6   | 1  | 0 | 3  | 1 | 1 | 15  |
| UT Arlington     | */    | 33 | 4-10   | 0-0   | 5-7    | 7-5-12  | 0  | 2 | 2  | 2 | 0 | 13  |
| Alabama          | */    | 19 | 4-5    | 0-0   | 3-5    | 0-0-0   | 4  | 0 | 3  | 1 | 0 | 11  |
| at Michigan      | */    | 23 | 3-6    | 0-0   | 0-0    | 2-2-4   | 5  | 2 | 4  | 1 | 1 | 6   |
| Long Beach St.   | */    | 31 | 2-4    | 0-1   | 0-0    | 1-5-6   | 3  | 0 | 2  | 2 | 0 | 4   |
| vs. Arkansas     | */    | 33 | 5-10   | 0-0   | 1-4    | 4-6-10  | 3  | 2 | 2  | 2 | 1 | 11  |
| UAB              | */    | 25 | 8-9    | 0-0   | 0-0    | 3-3-6   | 0  | 1 | 0  | 0 | 0 | 16  |
| Kent State       | */    | 31 | 7-13   | 0-1   | 3-7    | 5-5-10  | 1  | 0 | 2  | 2 | 1 | 17  |
| at Kansas State  | */    | 35 | 6-8    | 0-0   | 2-2    | 4-9-13  | 1  | 2 | 4  | 1 | 0 | 14  |
| Oklahoma St.     | */    | 32 | 2-7    | 0-0   | 4-4    | 2-9-11  | 3  | 0 | 3  | 2 | 0 | 8   |
| Iowa State       | */    | 35 | 5-10   | 0-0   | 1-2    | 0-7-7   | 2  | 1 | 7  | 3 | 0 | 11  |
| TCU              | */    | 33 | 8-14   | 0-0   | 2-3    | 3-6-9   | 2  | 0 | 2  | 2 | 1 | 18  |
| West Virginia    | */    | 36 | 6-7    | 0-0   | 7-8    | 2-5-7   | 3  | 1 | 1  | 2 | 0 | 19  |
| at Baylor        | */    | 31 | 7-10   | 0-0   | 3-4    | 3-7-10  | 4  | 0 | 2  | 3 | 0 | 17  |
| at Kansas        | */    | 34 | 9-14   | 0-0   | 4-7    | 7-12-19 | 1  | 0 | 6  | 3 | 0 | 22  |
| Oklahoma         |       |    |        |       |        |         |    |   |    |   |   |     |
| at Georgia       |       |    |        |       |        |         |    |   |    |   |   |     |
| Texas Tech       |       |    |        |       |        |         |    |   |    |   |   |     |
| TCU              |       |    |        |       |        |         |    |   |    |   |   |     |
| Iowa State       |       |    |        |       |        |         |    |   |    |   |   |     |
| at Oklahoma St.  |       |    |        |       |        |         |    |   |    |   |   |     |
| at Oklahoma      |       |    |        |       |        |         |    |   |    |   |   |     |
| Kansas State     |       |    |        |       |        |         |    |   |    |   |   |     |
| at West Virginia |       |    |        |       |        |         |    |   |    |   |   |     |
| Kansas           |       |    |        |       |        |         |    |   |    |   |   |     |
| at Texas Tech    |       |    |        |       |        |         |    |   |    |   |   |     |
| Baylor           |       |    |        |       |        |         |    |   |    |   |   |     |

### ALLEN'S 2016-17 SEASON/CAREER HIGHS

Points \_\_\_\_\_ 22 at Kansas (1-21-17)  
Rebounds \_\_\_\_\_ 19 at Kansas (1-21-17)  
FG \_\_\_\_\_ 9 at Kansas (1-21-17)  
3FG \_\_\_\_\_  
FT \_\_\_\_\_ 7 vs. West Virginia (1-14-17)  
Assists \_\_\_\_\_ 4 vs. Eastern Washington (11-17-16)  
Blocks \_\_\_\_\_ 3, three times • last at Kansas (1-21-17)  
Steals \_\_\_\_\_ 1, six times • last vs. TCU (1-11-17)  
Minutes \_\_\_\_\_ 36, twice • last vs. West Virginia (1-14-17)

# 32 • Shaquille Cleare

SENIOR • FORWARD • 6-8 • 275

ANDROS, BAHAMAS (THE VILLAGE SCHOOL/MARYLAND)

|                               | 2016-17 | Career |
|-------------------------------|---------|--------|
| Games Played                  | 19      | 52     |
| Games Started                 | 19      | 19     |
| Double-Doubles                | 0       | 0      |
| Double-Digit Scoring Games    | 7       | 9      |
| 20-Point Games                | 0       | 0      |
| 30-Point Games                | 0       | 0      |
| Double-Digit Rebounding Games | 0       | 0      |

## 2016-17 GAME-BY-GAME STATISTICS

| Opponent         | GP/GS | M  | Fg-Fga | 3m-3a | Ft-Fta | O-D-Reb | PF | A | TO | B | S | Pts |
|------------------|-------|----|--------|-------|--------|---------|----|---|----|---|---|-----|
| Incarnate Word   | */*   | 11 | 2-3    | 0-0   | 1-3    | 0-3-3   | 5  | 0 | 3  | 0 | 0 | 5   |
| UL Monroe        | */*   | 22 | 4-7    | 0-0   | 0-0    | 2-4-6   | 0  | 1 | 2  | 0 | 2 | 8   |
| E. Washington    | */*   | 13 | 2-4    | 0-0   | 2-2    | 0-3-3   | 2  | 1 | 1  | 1 | 0 | 6   |
| vs. Northwestern | */*   | 17 | 1-6    | 0-0   | 0-0    | 2-3-5   | 2  | 0 | 1  | 1 | 1 | 2   |
| vs. Colorado     | */*   | 32 | 3-8    | 0-0   | 2-2    | 4-3-7   | 3  | 0 | 2  | 2 | 1 | 8   |
| UT Arlington     | */*   | 13 | 0-1    | 0-0   | 0-0    | 0-2-2   | 2  | 1 | 0  | 1 | 0 | 0   |
| Alabama          | */*   | 23 | 5-9    | 0-0   | 1-2    | 1-3-4   | 2  | 1 | 0  | 1 | 0 | 11  |
| at Michigan      | */*   | 24 | 3-5    | 0-0   | 0-0    | 0-4-4   | 3  | 0 | 0  | 0 | 0 | 6   |
| Long Beach St.   | */*   | 21 | 3-5    | 0-0   | 2-3    | 1-7-8   | 1  | 2 | 1  | 0 | 0 | 8   |
| vs. Arkansas     | */*   | 23 | 3-6    | 0-0   | 4-4    | 4-3-7   | 4  | 1 | 0  | 2 | 0 | 10  |
| UAB              | */*   | 20 | 3-4    | 0-0   | 4-4    | 2-4-6   | 3  | 1 | 1  | 0 | 0 | 10  |
| Kent State       | */*   | 19 | 2-4    | 0-0   | 2-2    | 3-1-4   | 2  | 0 | 2  | 0 | 0 | 6   |
| at Kansas State  | */*   | 28 | 4-7    | 0-0   | 2-2    | 2-4-6   | 3  | 1 | 3  | 0 | 0 | 10  |
| Oklahoma St.     | */*   | 18 | 2-5    | 0-0   | 4-4    | 4-3-7   | 1  | 1 | 2  | 0 | 0 | 8   |
| Iowa State       | */*   | 14 | 3-7    | 0-0   | 0-0    | 1-6-7   | 1  | 0 | 1  | 0 | 0 | 6   |
| TCU              | */*   | 17 | 3-7    | 0-0   | 2-2    | 0-3-3   | 3  | 0 | 1  | 0 | 0 | 8   |
| West Virginia    | */*   | 33 | 6-9    | 0-0   | 0-0    | 2-2-4   | 0  | 1 | 2  | 1 | 1 | 12  |
| at Baylor        | */*   | 25 | 6-10   | 0-0   | 2-2    | 1-5-6   | 5  | 0 | 2  | 0 | 0 | 14  |
| at Kansas        | */*   | 22 | 4-9    | 0-0   | 3-4    | 0-2-2   | 2  | 1 | 3  | 1 | 0 | 11  |
| Oklahoma         |       |    |        |       |        |         |    |   |    |   |   |     |
| at Georgia       |       |    |        |       |        |         |    |   |    |   |   |     |
| Texas Tech       |       |    |        |       |        |         |    |   |    |   |   |     |
| TCU              |       |    |        |       |        |         |    |   |    |   |   |     |
| Iowa State       |       |    |        |       |        |         |    |   |    |   |   |     |
| at Oklahoma St.  |       |    |        |       |        |         |    |   |    |   |   |     |
| at Oklahoma      |       |    |        |       |        |         |    |   |    |   |   |     |
| Kansas State     |       |    |        |       |        |         |    |   |    |   |   |     |
| at West Virginia |       |    |        |       |        |         |    |   |    |   |   |     |
| Kansas           |       |    |        |       |        |         |    |   |    |   |   |     |
| at Texas Tech    |       |    |        |       |        |         |    |   |    |   |   |     |
| Baylor           |       |    |        |       |        |         |    |   |    |   |   |     |

## CLEARE'S 2016-17 SEASON HIGHS

|          |   |
|----------|---|
| Points   | 14 at Baylor (1-17-17)                            |
| Rebounds | 8 vs. Long Beach State (12-10-16)                 |
| FG       | 6, twice • last at Baylor (1-17-17)               |
| 3FG      |   |
| FT       | 4, three times • last vs. Oklahoma State (1-4-17) |
| Assists  | 2 vs. Long Beach State (12-10-16)                 |
| Blocks   | 2, twice • last vs. Arkansas (12-17-16)           |
| Steals   | 2 vs. Louisiana Monroe (11-14-16)                 |
| Minutes  | 33 vs. West Virginia (1-14-17)                    |

## CLEARE'S CAREER HIGHS

|          |   |
|----------|---|
| Points   | 14, twice • last at Baylor (1-17-17)                  |
| Rebounds | 8, twice • last vs. Long Beach State (12-10-16)       |
| FG       | 6, four times • last at Baylor (1-17-17)              |
| 3FG      |   |
| FT       | 5 vs. Washington (11-26-15)                           |
| Assists  | 2 vs. Long Beach State (12-10-16)                     |
| Blocks   | 2, three times • last vs. Arkansas (12-17-16)         |
| Steals   | 2, three times • last vs. Louisiana Monroe (11-14-16) |
| Minutes  | 33 vs. West Virginia (1-14-17)                        |

Official Basketball Box Score -- Game Totals -- Final Statistics  
Incarnate Word vs Texas  
11/11/16 7:01 P.M. at Austin, TX (Erwin Center)

Incarnate Word 73 • 0-1

| #      | Player           |   | Total |      | 3-Ptr |      | Rebounds |      |     |     |     | PF | TP | A TO Blk Stl |     |    |  | Min |
|--------|------------------|---|-------|------|-------|------|----------|------|-----|-----|-----|----|----|--------------|-----|----|--|-----|
|        |                  |   | FG    | F-GA | FG    | F-GA | FT       | FT-A | Off | Def | Tot |    |    |              |     |    |  |     |
| 03     | Socks, Simi      | f | 2-11  | 0-4  | 0-0   | 1    | 2        | 3    | 5   | 4   | 2   | 1  | 0  | 0            | 0   | 20 |  |     |
| 05     | Wyatt, Devin     | f | 3-4   | 0-0  | 0-0   | 2    | 0        | 2    | 5   | 6   | 0   | 1  | 1  | 2            | 14  |    |  |     |
| 01     | Hart, Jalin      | g | 3-9   | 0-4  | 2-2   | 0    | 4        | 4    | 3   | 8   | 4   | 1  | 0  | 2            | 24  |    |  |     |
| 10     | Singleton, Tyler | g | 3-10  | 0-2  | 3-7   | 1    | 3        | 4    | 3   | 9   | 1   | 1  | 0  | 0            | 33  |    |  |     |
| 41     | Johnson, Shawn   | g | 7-14  | 4-9  | 6-6   | 1    | 8        | 9    | 4   | 24  | 1   | 3  | 1  | 2            | 33  |    |  |     |
| 00     | Thornton, Myles  |   | 0-0   | 0-0  | 0-0   | 0    | 0        | 0    | 0   | 0   | 0   | 0  | 0  | 0            | 2   |    |  |     |
| 04     | Peevy, Christian |   | 3-8   | 0-0  | 0-0   | 3    | 1        | 4    | 1   | 6   | 1   | 2  | 0  | 0            | 12  |    |  |     |
| 15     | Burmeister, Sam  |   | 3-9   | 2-3  | 4-7   | 1    | 4        | 5    | 3   | 12  | 0   | 0  | 0  | 0            | 35  |    |  |     |
| 23     | Kite, Jorden     |   | 0-1   | 0-1  | 4-4   | 0    | 0        | 0    | 1   | 4   | 0   | 1  | 0  | 1            | 5   |    |  |     |
| 24     | Johnson, Phillip |   | 0-0   | 0-0  | 0-0   | 0    | 0        | 0    | 1   | 0   | 0   | 0  | 0  | 0            | 5   |    |  |     |
| 32     | Kite, Jerred     |   | 0-4   | 0-0  | 0-0   | 2    | 4        | 6    | 2   | 0   | 0   | 0  | 0  | 0            | 17  |    |  |     |
|        | Team             |   |       |      |       | 1    | 1        | 2    |     |     | 1   |    |    |              |     |    |  |     |
| Totals |                  |   | 24-70 | 6-23 | 19-26 | 12   | 27       | 39   | 28  | 73  | 9   | 11 | 2  | 7            | 200 |    |  |     |

FG % 1st Half: 11-38 28.9% 2nd half: 13-32 40.6% Game: 24-70 34.3% Deadball Rebounds 2,2  
3FG % 1st Half: 1-8 12.5% 2nd half: 5-15 33.3% Game: 6-23 26.1%  
FT % 1st Half: 8-13 61.5% 2nd half: 11-13 84.6% Game: 19-26 73.1%

Texas 78 • 1-0

| #      | Player            |   | Total  |        | 3-Ptr  |     | Rebounds |     |    | PF | TP | A TO Blk Stl |   |    |     | Min |
|--------|-------------------|---|--------|--------|--------|-----|----------|-----|----|----|----|--------------|---|----|-----|-----|
|        |                   |   | FG-FGA | FG-FGA | FT-FTA | Off | Def      | Tot |    |    |    |              |   |    |     |     |
| 31     | Allen, Jarrett    | f | 7-11   | 0-0    | 2-4    | 3   | 9        | 12  | 2  | 16 | 1  | 2            | 2 | 0  | 36  |     |
| 32     | Cleare, Shaquille | f | 2-3    | 0-0    | 1-3    | 0   | 3        | 3   | 5  | 5  | 0  | 3            | 0 | 0  | 11  |     |
| 01     | Jones, Andrew     | g | 3-7    | 0-2    | 4-7    | 0   | 6        | 6   | 4  | 10 | 3  | 4            | 0 | 0  | 22  |     |
| 05     | Yancy, Kendal     | g | 5-13   | 1-7    | 8-9    | 0   | 4        | 4   | 3  | 19 | 1  | 4            | 1 | 4  | 37  |     |
| 10     | Davis Jr., Eric   | g | 5-13   | 1-6    | 5-6    | 0   | 6        | 6   | 2  | 16 | 2  | 1            | 0 | 0  | 32  |     |
| 03     | Young, Jacob      |   | 4-7    | 1-3    | 1-1    | 0   | 1        | 1   | 2  | 10 | 2  | 0            | 0 | 0  | 32  |     |
| 04     | Banks, James      |   | 1-4    | 0-0    | 0-0    | 1   | 8        | 9   | 4  | 2  | 1  | 5            | 1 | 24 |     |     |
| 30     | McClurg, Ryan     |   | 0-0    | 0-0    | 0-0    | 0   | 0        | 0   | 2  | 0  | 0  | 0            | 0 | 0  | 6   |     |
|        | Team              |   |        |        |        | 0   | 1        | 1   |    |    |    |              |   |    |     |     |
| Totals |                   |   | 27-58  | 3-18   | 21-30  | 4   | 38       | 42  | 24 | 78 | 10 | 15           | 8 | 5  | 200 |     |

FG % 1st Half: 16-28 57.1% 2nd half: 11-30 36.7% Game: 27-58 46.6% Deadball Rebounds 7,1  
3FG % 1st Half: 2-8 25.0% 2nd half: 1-10 10.0% Game: 3-18 16.7%  
FT % 1st Half: 10-15 66.7% 2nd half: 11-15 73.3% Game: 21-30 70.0%

Officials: Kelly Self, Jeff Malham, Andrew Walton  
Technical fouls: Incarnate Word-None. Texas-None.  
Attendance: 10922

| Score by periods | 1st | 2nd | Total |
|------------------|-----|-----|-------|
| Incarnate Word   | 31  | 42  | 73    |
| Texas            | 44  | 34  | 78    |

| Points | In Paint | Off T/O | 2nd Chance | Fast Break | Bench |
|--------|----------|---------|------------|------------|-------|
| UT     | 26       | 12      | 8          | 6          | 22    |
| UT     | 39       | 12      | 6          | 13         | 12    |

Last FG - UIW 2nd-00:13, UT 2nd-00:32.  
Largest lead - UIW by 5 1st-18:40, UT by 18 2nd-17:25.  
UIW led for 05:25. UT led for 33:26. Game was tied for 01:09.

Score tied - 2 times.  
Lead changed - 3 times.

Official Basketball Box Score -- Game Totals -- Final Statistics  
Louisiana Monroe vs Texas  
11/14/16 7:01 P.M. at Austin, Texas (Frank Erwin Center)

Louisiana Monroe 59 • 1-1

| #      | Player              |   | Total  |        | 3-Ptr  |     | Rebounds |     |    | PF | TP | A TO Blk Stl |   |   |     | Min |
|--------|---------------------|---|--------|--------|--------|-----|----------|-----|----|----|----|--------------|---|---|-----|-----|
|        |                     |   | FG-FGA | FG-FGA | FT-FTA | Off | Def      | Tot |    |    |    |              |   |   |     |     |
| 01     | Munnings, Travis    | f | 2-13   | 1-6    | 4-6    | 3   | 7        | 10  | 0  | 9  | 1  | 1            | 0 | 0 | 27  |     |
| 30     | McDaniel, Sam       | f | 3-11   | 1-7    | 0-0    | 4   | 3        | 7   | 0  | 7  | 1  | 0            | 1 | 0 | 24  |     |
| 04     | Alabakis, Sam       | c | 2-4    | 0-0    | 0-0    | 4   | 1        | 5   | 4  | 4  | 0  | 1            | 0 | 0 | 14  |     |
| 03     | Washington, Marcus  | g | 1-4    | 0-2    | 3-3    | 1   | 2        | 3   | 3  | 5  | 0  | 1            | 0 | 0 | 18  |     |
| 11     | Coppola, Nick       | g | 3-6    | 2-5    | 0-0    | 0   | 1        | 1   | 2  | 8  | 5  | 0            | 0 | 1 | 36  |     |
| 00     | Sandifer, Ramses    |   | 1-3    | 0-1    | 0-0    | 0   | 1        | 1   | 0  | 2  | 0  | 1            | 0 | 0 | 6   |     |
| 05     | Jean-Pierre, Marvin |   | 5-13   | 1-3    | 2-2    | 2   | 2        | 4   | 4  | 13 | 2  | 1            | 0 | 0 | 26  |     |
| 14     | Cooper, Prince      |   | 0-0    | 0-0    | 0-0    | 0   | 1        | 1   | 0  | 0  | 0  | 1            | 0 | 0 | 4   |     |
| 22     | Richard, Lance      |   | 0-0    | 0-0    | 0-0    | 0   | 0        | 0   | 0  | 0  | 0  | 0            | 0 | 0 | 1   |     |
| 23     | Harris, Jordon      |   | 3-12   | 3-9    | 0-0    | 0   | 3        | 3   | 0  | 9  | 2  | 2            | 0 | 0 | 24  |     |
| 24     | Taylor, Roderick    |   | 1-2    | 0-0    | 0-0    | 1   | 1        | 2   | 3  | 2  | 0  | 0            | 0 | 2 | 17  |     |
| 25     | Martin, Wade        |   | 0-1    | 0-1    | 0-0    | 0   | 2        | 2   | 0  | 0  | 0  | 1            | 0 | 0 | 3   |     |
|        | Team                |   |        |        |        | 2   | 2        | 4   |    |    |    |              |   |   |     |     |
| Totals |                     |   | 21-69  | 8-34   | 9-11   | 17  | 26       | 43  | 16 | 59 | 11 | 9            | 1 | 3 | 200 |     |

FG % 1st Half: 9-34 26.5% 2nd half: 12-35 34.3% Game: 21-69 30.4% Deadball Rebounds 1  
3FG % 1st Half: 4-17 23.5% 2nd half: 4-17 23.5% Game: 8-34 23.5%  
FT % 1st Half: 6-7 85.7% 2nd half: 3-4 75.0% Game: 9-11 81.8%

Texas 80 • 2-0

| #      | Player            |   | Total  |        | 3-Ptr  |     | Rebounds |     |    | PF | TP | A TO Blk Stl |   |   |     | Min |
|--------|-------------------|---|--------|--------|--------|-----|----------|-----|----|----|----|--------------|---|---|-----|-----|
|        |                   |   | FG-FGA | FG-FGA | FT-FTA | Off | Def      | Tot |    |    |    |              |   |   |     |     |
| 31     | Allen, Jarrett    | f | 4-5    | 0-1    | 0-2    | 0   | 3        | 3   | 4  | 8  | 0  | 2            | 2 | 1 | 24  |     |
| 32     | Cleare, Shaquille | f | 4-7    | 0-0    | 0-0    | 2   | 4        | 6   | 0  | 8  | 1  | 2            | 0 | 2 | 22  |     |
| 01     | Jones, Andrew     | g | 3-6    | 0-2    | 6-8    | 1   | 5        | 6   | 0  | 12 | 4  | 1            | 0 | 0 | 23  |     |
| 05     | Yancy, Kendal     | g | 5-6    | 1-1    | 1-2    | 2   | 1        | 3   | 1  | 12 | 0  | 0            | 0 | 1 | 23  |     |
| 10     | Davis Jr., Eric   | g | 2-10   | 1-6    | 2-2    | 1   | 6        | 7   | 0  | 7  | 2  | 0            | 0 | 1 | 24  |     |
| 00     | Mack, Tevin       |   | 5-9    | 4-6    | 0-1    | 0   | 2        | 2   | 0  | 14 | 1  | 0            | 0 | 0 | 23  |     |
| 02     | Hobbs, Isaiah     |   | 0-0    | 0-0    | 0-0    | 0   | 0        | 0   | 0  | 0  | 0  | 0            | 0 | 0 | 1   |     |
| 03     | Young, Jacob      |   | 2-6    | 1-5    | 0-0    | 0   | 2        | 2   | 1  | 5  | 3  | 0            | 0 | 0 | 19  |     |
| 04     | Banks, James      |   | 1-4    | 0-0    | 1-2    | 1   | 5        | 6   | 2  | 3  | 0  | 0            | 2 | 0 | 17  |     |
| 12     | Roach Jr., Kerwin |   | 4-7    | 0-1    | 3-4    | 1   | 3        | 4   | 3  | 11 | 2  | 0            | 1 | 0 | 22  |     |
| 25     | Schwartz, Joe     |   | 0-0    | 0-0    | 0-0    | 0   | 0        | 0   | 0  | 0  | 0  | 0            | 0 | 0 | 1   |     |
| 30     | McClurg, Ryan     |   | 0-0    | 0-0    | 0-0    | 0   | 0        | 0   | 0  | 0  | 0  | 0            | 0 | 0 | 1   |     |
|        | Team              |   |        |        |        | 1   | 1        | 2   |    |    |    |              |   |   |     |     |
| Totals |                   |   | 30-60  | 7-22   | 13-21  | 9   | 32       | 41  | 11 | 80 | 13 | 5            | 5 | 5 | 200 |     |

FG % 1st Half: 13-28 46.4% 2nd half: 17-32 53.1% Game: 30-60 50.0% Deadball Rebounds 3  
3FG % 1st Half: 3-9 33.3% 2nd half: 4-13 30.8% Game: 7-22 31.8%  
FT % 1st Half: 8-11 72.7% 2nd half: 5-10 50.0% Game: 13-21 61.9%

Officials: Joe DeRosa, Kipp Kissinger, Kerby Sitton  
Technical fouls: Louisiana Monroe-None. Texas-None.  
Attendance: 8953  
LEGENDS CLASSIC - AUSTIN REGIONAL ROUND - GAME 1

| Score by periods | 1st | 2nd | Total |
|------------------|-----|-----|-------|
| Louisiana Monroe | 28  | 31  | 59    |
| Texas            | 37  | 43  | 80    |

| Points | In Paint | Off T/O | 2nd Chance | Fast Break | Bench |
|--------|----------|---------|------------|------------|-------|
| ULM    | 18       | 5       | 12         | 2          | 26    |
| UT     | 40       | 13      | 11         | 18         | 33    |

Last FG - ULM 2nd-00:22, UT 2nd-03:21.  
Largest lead - ULM by 2 1st-13:49, UT by 30 2nd-02:51.  
ULM led for 02:20. UT led for 36:54. Game was tied for 00:46.

Score tied - 1 time.  
Lead changed - 6 times.

Official Basketball Box Score -- Game Totals -- Final Statistics  
Eastern Washington vs Texas  
11/17/16 7:01 P.M. at Austin, TX (Frank Erwin Center)

Eastern Washington 52 • 1-2

| #      | Player           |   | Total  |        | 3-Ptr  |     | Rebounds |     |    | PF | TP | A TO Blk Stl |   |   |     | Min |
|--------|------------------|---|--------|--------|--------|-----|----------|-----|----|----|----|--------------|---|---|-----|-----|
|        |                  |   | FG-FGA | FG-FGA | FT-FTA | Off | Def      | Tot |    |    |    |              |   |   |     |     |
| 24     | WILEY, Jacob     | f | 4-7    | 0-0    | 2-2    | 2   | 2        | 4   | 5  | 10 | 0  | 3            | 1 | 0 | 21  |     |
| 44     | VON HOFE, Felix  | f | 3-9    | 2-6    | 0-0    | 0   | 3        | 3   | 2  | 8  | 0  | 1            | 0 | 0 | 28  |     |
| 00     | HARRELL, Julian  | g | 0-5    | 0-2    | 0-0    | 1   | 0        | 1   | 1  | 0  | 1  | 1            | 0 | 1 | 16  |     |
| 04     | WASHINGTON, Sir  | g | 0-3    | 0-1    | 0-0    | 1   | 4        | 5   | 0  | 0  | 1  | 5            | 0 | 0 | 21  |     |
| 32     | BLIZNYUK, Bogdan | g | 10-21  | 1-5    | 1-1    | 1   | 4        | 5   | 3  | 22 | 3  | 2            | 0 | 0 | 36  |     |
| 02     | GIBSON, Ty       |   | 0-0    | 0-0    | 0-0    | 0   | 1        | 1   | 1  | 0  | 1  | 0            | 0 | 0 | 8   |     |
| 05     | WEARNE, Michael  |   | 0-1    | 0-1    | 0-0    | 0   | 1        | 1   | 0  | 0  | 0  | 1            | 0 | 0 | 7   |     |
| 13     | VULIKIC, Luka    |   | 0-1    | 0-0    | 0-0    | 0   | 2        | 2   | 0  | 0  | 0  | 1            | 0 | 1 | 12  |     |
| 14     | PEATLING, Mason  |   | 3-7    | 0-2    | 0-1    | 0   | 2        | 2   | 3  | 6  | 0  | 0            | 1 | 1 | 21  |     |
| 20     | BENZEL, Cody     |   | 0-1    | 0-1    | 0-0    | 0   | 0        | 0   | 1  | 0  | 0  | 0            | 0 | 0 | 8   |     |
| 34     | HUNT, Jesse      |   | 2-5    | 0-2    | 0-0    | 1   | 3        | 4   | 5  | 4  | 0  | 1            | 0 | 0 | 12  |     |
| 40     | McKAY, Jeremy    |   | 0-0    | 0-0    | 2-2    | 1   | 0        | 1   | 2  | 2  | 0  | 1            | 1 | 0 | 4   |     |
| 42     | SOTO, Mario      |   | 0-1    | 0-1    | 0-0    | 0   | 0        | 0   | 0  | 0  | 0  | 0            | 0 | 0 | 6   |     |
|        | Team             |   |        |        |        | 1   | 1        | 2   |    |    |    |              |   |   |     |     |
| Totals |                  |   | 22-61  | 3-21   | 5-6    | 8   | 23       | 31  | 23 | 52 | 6  | 16           | 3 | 3 | 200 |     |

FG % 1st Half: 10-27 37.0% 2nd half: 12-34 35.3% Game: 22-61 36.1% Deadball Rebounds 0,1  
3FG % 1st Half: 2-7 28.6% 2nd half: 1-14 7.1% Game: 3-21 14.3%  
FT % 1st Half: 2-3 66.7% 2nd half: 3-3 100.0% Game: 5-6 83.3%

Texas 85 • 3-0

| #  | Player            |   | Total  |        | 3-Ptr  |     | Rebounds |     |    | PF | TP | A TO Blk Stl |   |   |     | Min |
|----|-------------------|---|--------|--------|--------|-----|----------|-----|----|----|----|--------------|---|---|-----|-----|
|    |                   |   | FG-FGA | FG-FGA | FT-FTA | Off | Def      | Tot |    |    |    |              |   |   |     |     |
| 31 | Allen, Jarrett    | f | 1-5    | 0-0    | 4-9    | 4   | 5        | 9   | 1  | 6  | 4  | 1            | 1 | 0 | 28  |     |
| 32 | Cleare, Shaquille | f | 2-4    | 0-0    | 2-2    | 0   | 3        | 3   | 2  | 6  | 1  | 1            | 1 | 0 | 13  |     |
| 05 | Yancy, Kendal     | g | 3-5    | 2-3    | 2-2    | 1   | 3        | 4   | 1  | 10 | 1  | 0            | 1 | 0 | 28  |     |
| 10 | Davis Jr., Eric   | g | 4-11   | 2-7    | 0-0    | 1   | 4        | 5   | 1  | 10 | 2  | 0            | 0 | 0 | 22  |     |
| 12 | Roach Jr., Kerwin | g | 4-7    | 1-2    | 2-2    | 0   | 6        | 6   | 2  | 11 | 4  | 1            | 0 | 2 | 23  |     |
| 00 | Mack, Tevin       |   | 6-13   | 4-8    | 3-5    | 2   | 1        | 3   | 2  | 19 | 0  | 1            | 0 | 0 | 21  |     |
| 01 | Jones, Andrew     |   | 6-10   | 2-5    | 3-3    | 0   | 4        | 4   | 2  | 17 | 2  | 3            | 0 | 3 | 21  |     |
| 03 | Young, Jacob      |   | 0-4    | 0-4    | 0-0    | 0   | 0        | 0   | 2  | 0  | 1  | 3            | 0 | 0 | 19  |     |
| 04 | Banks, James      |   | 2-3    | 0-0    | 0-0    | 3   | 1        | 4   | 0  | 4  | 2  | 1            | 3 | 1 | 20  |     |
| 30 | McClurg, Ryan     |   | 0-0    | 0-0    | 2-2    | 0   | 0        | 0   | 0  | 2  | 0  | 0            | 0 | 0 | 5   |     |
|    | Team              |   |        |        |        | 1   | 5        | 6   |    |    |    |              |   |   |     |     |
|    | Totals            |   | 28-62  | 11-29  | 18-25  | 12  | 32       | 44  | 13 | 85 | 17 | 11           | 6 | 6 | 200 |     |

Official Basketball Box Score -- Game Totals -- Final Statistics  
Texas vs Colorado  
11/22/16 3:30 p.m. at Barclays Center (Brooklyn, NY)

Texas 54 • 3-2

| #  | Player            | Total  |        | 3-Ptr  |             | Rebounds |    |    | PF | TP | A | TO | Blk | Stl | Min                 |
|--|-------------------|--------|--------|--------|-------------|----------|----|----|----|----|---|----|-----|-----|---------------------|
|  |                   | FG-FGA | FG-FGA | FT-FTA | Off Def Tot |          |    |    |    |    |   |    |     |     |                     |
| 31   | ALLEN, Jarrett    | f      | 6-9    | 0-0    | 3-4         | 4        | 2  | 6  | 1  | 15 | 0 | 3  | 1   | 1   | 34                  |
| 32   | CLEARE, Shaquille | f      | 3-8    | 0-0    | 2-2         | 4        | 3  | 7  | 3  | 8  | 0 | 2  | 2   | 1   | 32                  |
| 05   | YANCY, Kendal     | g      | 0-3    | 0-1    | 1-2         | 1        | 3  | 4  | 3  | 1  | 0 | 1  | 0   | 2   | 22                  |
| 10   | DAVIS JR., Eric   | g      | 3-11   | 1-6    | 0-0         | 1        | 0  | 1  | 1  | 7  | 1 | 1  | 0   | 1   | 31                  |
| 12   | ROACH JR., Kerwin | g      | 6-16   | 1-4    | 3-4         | 0        | 2  | 2  | 3  | 16 | 1 | 1  | 0   | 0   | 30                  |
| 00   | MACK, Tevin       |        | 1-6    | 1-6    | 0-0         | 1        | 1  | 2  | 0  | 3  | 1 | 3  | 1   | 0   | 29                  |
| 01   | JONES, Andrew     |        | 2-4    | 0-0    | 0-0         | 0        | 6  | 6  | 0  | 4  | 1 | 0  | 1   | 0   | 19                  |
| 03   | YOUNG, Jacob      |        | 0-0    | 0-0    | 0-0         | 0        | 0  | 0  | 0  | 0  | 0 | 0  | 0   | 0   | 3                   |
| Team   |                   |        |        |        |             | 1        | 3  | 4  |    |    |   |    |     |     |                     |
| Totals   |                   |        | 21-57  | 3-17   | 9-12        | 12       | 20 | 32 | 11 | 54 | 4 | 11 | 5   | 5   | 200                 |
| FG % 1st Half: 11-27 40.7% 2nd half: 10-30 33.3% Game: 21-57 36.8% |                   |        |        |        |             |          |    |    |    |    |   |    |     |     |                     |
| 3FG % 1st Half: 1-7 14.3% 2nd half: 2-10 20.0% Game: 3-17 17.6%    |                   |        |        |        |             |          |    |    |    |    |   |    |     |     |                     |
| FT % 1st Half: 1-2 50.0% 2nd half: 8-10 80.0% Game: 9-12 75.0%     |                   |        |        |        |             |          |    |    |    |    |   |    |     |     |                     |
|  |                   |        |        |        |             |          |    |    |    |    |   |    |     |     | Deadball Rebounds 2 |

Colorado 68 • 4-1

| #  | Player           | Total  |        | 3-Ptr  |             | Rebounds |    |    | PF | TP | A | TO | Blk | Stl | Min                   |
|--|------------------|--------|--------|--------|-------------|----------|----|----|----|----|---|----|-----|-----|-----------------------|
|  |                  | FG-FGA | FG-FGA | FT-FTA | Off Def Tot |          |    |    |    |    |   |    |     |     |                       |
| 01   | GORDON, Wesley   | f      | 3-11   | 0-0    | 0-0         | 4        | 5  | 9  | 3  | 6  | 2 | 1  | 2   | 2   | 30                    |
| 11   | JOHNSON, Xavier  | f      | 3-8    | 1-1    | 0-0         | 2        | 1  | 3  | 3  | 7  | 1 | 0  | 0   | 0   | 25                    |
| 21   | WHITE, Derrick   | g      | 7-10   | 1-1    | 1-1         | 1        | 4  | 5  | 2  | 16 | 2 | 3  | 2   | 2   | 33                    |
| 24   | KING, George     | g      | 5-9    | 1-2    | 1-1         | 5        | 8  | 13 | 0  | 12 | 1 | 3  | 0   | 0   | 32                    |
| 44   | FORTUNE, Josh    | g      | 4-10   | 1-5    | 2-2         | 1        | 1  | 2  | 3  | 11 | 1 | 3  | 0   | 0   | 27                    |
| 00   | AKYAZILI, Thomas |        | 3-4    | 0-0    | 0-0         | 0        | 0  | 0  | 0  | 6  | 0 | 0  | 0   | 1   | 13                    |
| 05   | BROWN, Deleon    |        | 1-1    | 1-1    | 0-1         | 0        | 0  | 0  | 0  | 3  | 0 | 1  | 0   | 0   | 5                     |
| 14   | MILLER, Tory     |        | 2-4    | 0-0    | 0-0         | 0        | 2  | 2  | 3  | 4  | 0 | 0  | 1   | 0   | 13                    |
| 23   | PETERS, Bryce    |        | 0-4    | 0-1    | 0-0         | 1        | 0  | 1  | 1  | 0  | 0 | 2  | 0   | 1   | 11                    |
| 25   | SIEWERT, Lucas   |        | 1-4    | 1-3    | 0-0         | 1        | 1  | 2  | 0  | 3  | 0 | 0  | 0   | 1   | 11                    |
| Team   |                  |        |        |        |             | 2        | 2  | 4  |    |    |   |    |     |     |                       |
| Totals   |                  |        | 29-65  | 6-14   | 4-5         | 17       | 24 | 41 | 15 | 68 | 7 | 13 | 5   | 7   | 200                   |
| FG % 1st Half: 14-38 36.8% 2nd half: 15-27 55.6% Game: 29-65 44.6% |                  |        |        |        |             |          |    |    |    |    |   |    |     |     |                       |
| 3FG % 1st Half: 3-8 37.5% 2nd half: 3-6 50.0% Game: 6-14 42.9%     |                  |        |        |        |             |          |    |    |    |    |   |    |     |     |                       |
| FT % 1st Half: 2-3 66.7% 2nd half: 2-2 100.0 Game: 4-5 80.0%       |                  |        |        |        |             |          |    |    |    |    |   |    |     |     |                       |
|  |                  |        |        |        |             |          |    |    |    |    |   |    |     |     | Deadball Rebounds 0,1 |

Officials: Ed Corbett, Tom Courtney, Brandon Cruz

Technical fouls: Texas-None. Colorado-None.

Attendance:

2016 Legends Classic - Consolation Game

| Score by periods | 1st | 2nd | Total |
|------------------|-----|-----|-------|
| Texas            | 24  | 30  | 54    |
| Colorado         | 33  | 35  | 68    |

|      | Points | In Paint | Off T/O | 2nd Chance | Fast Break | Bench |
|------|--------|----------|---------|------------|------------|-------|
| UT   | 30     | 16       | 12      | 2          | 7          | 7     |
| COLO | 30     | 12       | 18      | 8          | 16         |       |

Last FG - UT 2nd-03:53, COLO 2nd-00:11.

Largest lead - UT by 2 1st-18:37, COLO by 14 2nd-00:11.

UT led for 00:24. COLO led for 37:09. Game was tied for 02:27.

Score tied - 3 times.  
Lead changed - 1 time.

Official Basketball Box Score -- Game Totals -- Final Statistics  
UT Arlington vs Texas  
11/29/16 7:02 P.M. at Austin, TX (Frank Erwin Center)

UT Arlington 72 • 5-3

| #  | Player            | Total  |        | 3-Ptr  |             | Rebounds |    |    | PF | TP | A  | TO | Blk | Stl | Min                 |
|--|-------------------|--------|--------|--------|-------------|----------|----|----|----|----|----|----|-----|-----|---------------------|
|  |                   | FG-FGA | FG-FGA | FT-FTA | Off Def Tot |          |    |    |    |    |    |    |     |     |                     |
| 25   | Hervey, Kevin     | f      | 6-15   | 1-6    | 5-7         | 1        | 9  | 10 | 0  | 18 | 3  | 3  | 0   | 2   | 31                  |
| 45   | Bilbao, Jorge     | f      | 4-7    | 0-1    | 2-2         | 3        | 4  | 7  | 4  | 10 | 0  | 1  | 3   | 2   | 25                  |
| 01   | Neal, Erick       | g      | 2-7    | 1-4    | 3-4         | 0        | 2  | 2  | 2  | 8  | 4  | 4  | 0   | 2   | 31                  |
| 04   | Charles, Drew     | g      | 4-6    | 4-6    | 0-0         | 3        | 1  | 4  | 1  | 12 | 0  | 1  | 0   | 0   | 15                  |
| 10   | Jones, Jalen      | g      | 4-7    | 1-4    | 1-2         | 0        | 1  | 1  | 1  | 10 | 0  | 2  | 0   | 1   | 25                  |
| 02   | Bryant, DJ        |        | 0-0    | 0-0    | 0-0         | 0        | 0  | 0  | 0  | 3  | 0  | 0  | 0   | 0   | 11                  |
| 03   | Hawkins, Nathan   |        | 0-4    | 0-3    | 0-0         | 0        | 5  | 5  | 4  | 0  | 0  | 2  | 0   | 0   | 15                  |
| 05   | Wilson, Kaelon    |        | 4-6    | 0-2    | 0-0         | 1        | 1  | 2  | 2  | 8  | 0  | 1  | 0   | 1   | 23                  |
| 13   | Kiris, Erkam      |        | 0-0    | 0-0    | 0-0         | 0        | 0  | 0  | 0  | 0  | 0  | 0  | 0   | 0   | 0                   |
| 15   | Muirhead, Scott   |        | 0-1    | 0-0    | 0-0         | 0        | 0  | 0  | 0  | 1  | 0  | 0  | 0   | 0   | 1                   |
| 20   | Harris, Julian    |        | 1-1    | 0-0    | 0-1         | 2        | 0  | 2  | 2  | 2  | 1  | 1  | 0   | 1   | 9                   |
| 22   | Kabadayundi, Link |        | 0-0    | 0-0    | 0-2         | 1        | 0  | 1  | 0  | 0  | 0  | 1  | 0   | 0   | 5                   |
| 30   | Binzer, Patrick   |        | 1-1    | 0-0    | 0-0         | 0        | 0  | 0  | 0  | 2  | 0  | 0  | 0   | 0   | 1                   |
| 34   | Pope, Faith       |        | 1-3    | 0-0    | 0-0         | 0        | 2  | 2  | 0  | 2  | 1  | 0  | 0   | 0   | 7                   |
| Team   |                   |        |        |        |             | 3        | 2  | 5  |    |    |    |    |     |     |                     |
| Totals   |                   |        | 27-58  | 7-26   | 11-18       | 14       | 27 | 41 | 17 | 72 | 12 | 16 | 3   | 9   | 200                 |
| FG % 1st Half: 11-30 36.7% 2nd half: 16-28 57.1% Game: 27-58 46.6% |                   |        |        |        |             |          |    |    |    |    |    |    |     |     |                     |
| 3FG % 1st Half: 2-14 14.3% 2nd half: 5-12 41.7% Game: 7-26 26.9%   |                   |        |        |        |             |          |    |    |    |    |    |    |     |     |                     |
| FT % 1st Half: 6-11 54.5% 2nd half: 5-7 71.4% Game: 11-18 61.1%    |                   |        |        |        |             |          |    |    |    |    |    |    |     |     |                     |
|  |                   |        |        |        |             |          |    |    |    |    |    |    |     |     | Deadball Rebounds 2 |

Texas 61 • 3-3

| #  | Player            | Total  |        | 3-Ptr  |             | Rebounds |    |    | PF | TP | A  | TO | Blk | Stl | Min                   |
|--|-------------------|--------|--------|--------|-------------|----------|----|----|----|----|----|----|-----|-----|-----------------------|
|  |                   | FG-FGA | FG-FGA | FT-FTA | Off Def Tot |          |    |    |    |    |    |    |     |     |                       |
| 31   | Allen, Jarrett    | f      | 4-10   | 0-0    | 5-7         | 7        | 5  | 12 | 0  | 13 | 2  | 2  | 2   | 0   | 33                    |
| 32   | Cleare, Shaquille | f      | 0-1    | 0-0    | 0-0         | 0        | 2  | 2  | 2  | 0  | 1  | 0  | 1   | 0   | 13                    |
| 05   | Yancy, Kendal     | g      | 1-2    | 0-0    | 0-2         | 1        | 2  | 3  | 1  | 2  | 0  | 1  | 0   | 1   | 16                    |
| 10   | Davis Jr., Eric   | g      | 0-8    | 0-6    | 0-2         | 1        | 1  | 2  | 3  | 0  | 2  | 2  | 0   | 2   | 20                    |
| 12   | Roach Jr., Kerwin | g      | 8-14   | 0-2    | 0-0         | 0        | 2  | 2  | 2  | 16 | 2  | 6  | 1   | 3   | 31                    |
| 00   | Mack, Tevin       |        | 8-14   | 1-5    | 2-3         | 4        | 7  | 2  | 19 | 0  | 1  | 0  | 1   | 0   | 30                    |
| 01   | Jones, Andrew     |        | 1-5    | 1-4    | 2-2         | 1        | 2  | 3  | 4  | 5  | 3  | 2  | 0   | 3   | 23                    |
| 03   | Young, Jacob      |        | 1-6    | 1-6    | 0-0         | 0        | 2  | 2  | 1  | 3  | 2  | 0  | 0   | 0   | 21                    |
| 04   | Banks, James      |        | 1-1    | 0-0    | 1-2         | 1        | 0  | 1  | 3  | 3  | 0  | 2  | 2   | 0   | 13                    |
| Team   |                   |        |        |        |             | 0        | 1  | 1  |    |    |    |    |     |     |                       |
| Totals   |                   |        | 24-61  | 3-23   | 10-18       | 14       | 21 | 35 | 18 | 61 | 12 | 16 | 6   | 10  | 200                   |
| FG % 1st Half: 10-34 29.4% 2nd half: 14-27 51.9% Game: 24-61 39.3% |                   |        |        |        |             |          |    |    |    |    |    |    |     |     |                       |
| 3FG % 1st Half: 2-15 13.3% 2nd half: 1-8 12.5% Game: 3-23 13.0%    |                   |        |        |        |             |          |    |    |    |    |    |    |     |     |                       |
| FT % 1st Half: 5-11 45.5% 2nd half: 5-7 71.4% Game: 10-18 55.6%    |                   |        |        |        |             |          |    |    |    |    |    |    |     |     |                       |
|  |                   |        |        |        |             |          |    |    |    |    |    |    |     |     | Deadball Rebounds 4,1 |

Officials: Gerry Pollard, Chris Rastatter, Antonio Petty

Technical fouls: UT Arlington-None. Texas-None.

Attendance: 9812

| Score by periods | 1st | 2nd | Total |
|------------------|-----|-----|-------|
| UT Arlington     | 30  | 42  | 72    |
| Texas            | 27  | 34  | 61    |

|     | Points | In Paint | Off T/O | 2nd Chance | Fast Break | Bench |
|-----|--------|----------|---------|------------|------------|-------|
| UTA | 38     | 18       | 13      | 6          | 14         | 14    |
| UT  | 38     | 17       | 14      | 8          | 30         |       |

Last FG - UTA 2nd-00:12, UT 2nd-00:19.

Largest lead - UTA by 16 2nd-06:45, UT by 9 1st-09:41.

UTA led for 20:07. UT led for 18:13. Game was tied for 01:32.

Score tied - 1 time.  
Lead changed - 1 time.

Official Basketball Box Score -- Game Totals -- Final Statistics  
Alabama vs Texas  
12/02/16 8:40 P.M. at Austin, TX (Frank Erwin Center)

Alabama 68 • 4-3

| #  | Player            |   | Total  |        | 3-Ptr  | Rebounds |     |       |    |    | PF | TP | A | TO | Blk | Stl | Min |
|----|-------------------|---|--------|--------|--------|----------|-----|-------|----|----|----|----|---|----|-----|-----|-----|
|    |                   |   | FG-FGA | FG-FGA | FT-FTA | Off      | Def | Total |    |    |    |    |   |    |     |     |     |
| 00 | King, Nick        | f | 1-2    | 1-1    | 0-0    | 0        | 1   | 1     | 1  | 3  | 0  | 1  | 0 | 0  | 0   | 15  |     |
| 10 | Taylor, Jimmie    | f | 1-4    | 0-0    | 0-0    | 1        | 1   | 2     | 2  | 2  | 0  | 2  | 2 | 0  | 0   | 15  |     |
| 25 | Key, Braxton      | f | 3-11   | 1-5    | 2-6    | 1        | 6   | 7     | 4  | 9  | 1  | 1  | 0 | 0  | 0   | 34  |     |
| 03 | Collins, Corban   | g | 3-5    | 3-5    | 0-0    | 0        | 0   | 0     | 2  | 9  | 2  | 1  | 0 | 0  | 0   | 29  |     |
| 12 | Ingram, Dazon     | g | 5-10   | 1-3    | 1-2    | 1        | 5   | 6     | 2  | 12 | 6  | 3  | 0 | 2  | 33  |     |     |
| 01 | Norris, Riley     |   | 3-6    | 1-4    | 2-2    | 2        | 1   | 3     | 2  | 9  | 2  | 1  | 0 | 1  | 26  |     |     |
| 05 | Johnson Jr, Avery |   | 4-6    | 2-4    | 0-0    | 1        | 0   | 1     | 3  | 10 | 0  | 0  | 0 | 0  | 0   | 16  |     |
| 11 | Hale, Shannon     |   | 3-7    | 1-3    | 2-2    | 0        | 0   | 0     | 5  | 9  | 0  | 0  | 0 | 0  | 0   | 12  |     |
| 21 | Olaniyan, Bola    |   | 0-0    | 0-0    | 0-0    | 0        | 0   | 0     | 0  | 0  | 0  | 0  | 0 | 0  | 0   | 1   |     |
| 22 | Davis, Ar'Mond    |   | 0-1    | 0-1    | 0-0    | 0        | 0   | 0     | 0  | 0  | 0  | 0  | 0 | 0  | 0   | 0+  |     |
| 35 | Hall, Donta       |   | 1-1    | 0-0    | 3-6    | 1        | 4   | 5     | 3  | 5  | 1  | 0  | 4 | 0  | 19  |     |     |
|    | Team              |   |        |        |        | 0        | 2   | 2     |    |    |    |    |   |    |     |     |     |
|    | Totals            |   | 24-53  | 10-26  | 10-18  | 7        | 20  | 27    | 24 | 68 | 12 | 12 | 6 | 3  | 200 |     |     |

Official Basketball Box Score -- Game Totals -- Final Statistics  
Long Beach State vs Texas  
12/10/16 5:05 P.M. at Austin, TX (Frank Erwin Center)

Long Beach State 65 • 2-10

| #  | Player             | Total  |        | 3-Ptr  |        | Rebounds |     |     | PF | TP | A TO Blk Stl |    |     |     | Min |
|--|--------------------|--------|--------|--------|--------|----------|-----|-----|----|----|--------------|----|-----|-----|-----|
|  |                    | FG-FGA | FG-FGA | FT-FTA | FT-FTA | Off      | Def | Tot |    |    | A            | TO | Blk | Stl |     |
| 00   | Levin, Gabe        | f      | 3-9    | 0-2    | 2-2    | 4        | 2   | 6   | 2  | 8  | 1            | 1  | 1   | 1   | 29  |
| 05   | Riggins, Mason     | f      | 0-1    | 0-0    | 0-0    | 2        | 1   | 3   | 2  | 0  | 0            | 0  | 0   | 0   | 17  |
| 35   | Jackson, Javonttie | f      | 1-5    | 0-0    | 0-0    | 2        | 2   | 4   | 1  | 2  | 0            | 0  | 0   | 0   | 17  |
| 01   | Payne, Evan        | g      | 9-20   | 8-14   | 0-1    | 0        | 5   | 5   | 1  | 26 | 0            | 1  | 0   | 0   | 35  |
| 21   | Bibbins, Justin    | g      | 4-10   | 1-4    | 0-0    | 1        | 3   | 4   | 4  | 9  | 7            | 6  | 0   | 3   | 39  |
| 02   | Jackson, Loren     |        | 0-1    | 0-1    | 0-0    | 0        | 0   | 0   | 1  | 0  | 1            | 1  | 0   | 0   | 3   |
| 03   | Blackwell, Noah    |        | 3-8    | 2-5    | 0-0    | 1        | 4   | 5   | 1  | 8  | 0            | 1  | 0   | 0   | 22  |
| 04   | Yussuf, Temidayo   |        | 2-5    | 0-0    | 2-2    | 1        | 1   | 2   | 5  | 6  | 1            | 0  | 2   | 0   | 14  |
| 11   | Griffin, Jordan    |        | 1-2    | 0-1    | 0-0    | 0        | 0   | 0   | 0  | 2  | 0            | 0  | 0   | 0   | 5   |
| 22   | Williams, LaRond   |        | 0-0    | 0-0    | 0-0    | 0        | 2   | 2   | 1  | 0  | 0            | 1  | 0   | 0   | 6   |
| 23   | Prince, Roschon    |        | 1-2    | 0-0    | 2-2    | 0        | 5   | 5   | 1  | 4  | 2            | 0  | 0   | 0   | 13  |
| Team   |                    |        |        |        |        | 4        | 1   | 5   |    |    | 1            |    |     |     |     |
| Totals   |                    |        | 24-63  | 11-27  | 6-7    | 15       | 26  | 41  | 19 | 65 | 12           | 12 | 3   | 4   | 200 |
| FG % 1st Half: 12-29 41.4% 2nd half: 12-34 35.3% Game: 24-63 38.1% |                    |        |        |        |        |          |     |     |    |    |              |    |     |     |     |
| 3FG % 1st Half: 6-12 50.0% 2nd half: 5-15 33.3% Game: 11-27 40.7%  |                    |        |        |        |        |          |     |     |    |    |              |    |     |     |     |
| FT % 1st Half: 4-5 80.0% 2nd half: 2-2 100.0 Game: 6-7 85.7%       |                    |        |        |        |        |          |     |     |    |    |              |    |     |     |     |
| Deadball Rebounds 0  |                    |        |        |        |        |          |     |     |    |    |              |    |     |     |     |

Texas 71 • 5-4

| #   | Player            | Total  |        | 3-Ptr  |        | Rebounds |     |     | PF | TP | A TO Blk Stl |    |     |     | Min |
|---|-------------------|--------|--------|--------|--------|----------|-----|-----|----|----|--------------|----|-----|-----|-----|
|   |                   | FG-FGA | FG-FGA | FT-FTA | FT-FTA | Off      | Def | Tot |    |    | A            | TO | Blk | Stl |     |
| 31  | Allen, Jarrett    | f      | 2-4    | 0-1    | 0-0    | 1        | 5   | 6   | 3  | 4  | 0            | 2  | 2   | 0   | 31  |
| 32  | Cleare, Shaquille | f      | 3-5    | 0-0    | 2-3    | 1        | 7   | 8   | 1  | 8  | 2            | 1  | 0   | 0   | 21  |
| 00  | Mack, Tevin       | g      | 5-11   | 2-5    | 6-8    | 1        | 3   | 4   | 3  | 18 | 1            | 1  | 1   | 0   | 32  |
| 01  | Jones, Andrew     | g      | 1-3    | 0-2    | 0-0    | 0        | 0   | 0   | 0  | 2  | 1            | 0  | 0   | 1   | 15  |
| 12  | Roach Jr., Kerwin | g      | 3-8    | 2-4    | 1-3    | 1        | 1   | 2   | 4  | 9  | 4            | 2  | 1   | 1   | 25  |
| 03  | Young, Jacob      |        | 1-4    | 1-3    | 0-0    | 0        | 1   | 1   | 1  | 3  | 2            | 0  | 0   | 1   | 16  |
| 04  | Banks, James      |        | 0-0    | 0-0    | 0-0    | 0        | 0   | 0   | 0  | 0  | 0            | 2  | 2   | 1   | 12  |
| 05  | Yancy, Kendal     |        | 4-10   | 1-3    | 2-2    | 3        | 2   | 5   | 1  | 11 | 1            | 1  | 0   | 0   | 23  |
| 10  | Davis Jr., Eric   |        | 4-8    | 3-7    | 5-6    | 0        | 2   | 2   | 1  | 16 | 2            | 0  | 0   | 0   | 25  |
| Team  |                   |        |        |        |        | 3        | 3   | 6   |    |    |              |    |     |     |     |
| Totals  |                   |        | 23-53  | 9-25   | 16-22  | 10       | 24  | 34  | 15 | 71 | 13           | 9  | 6   | 4   | 200 |
| FG % 1st Half: 9-27 33.3% 2nd half: 14-26 53.8% Game: 23-53 43.4% |                   |        |        |        |        |          |     |     |    |    |              |    |     |     |     |
| 3FG % 1st Half: 5-14 35.7% 2nd half: 4-11 36.4% Game: 9-25 36.0%  |                   |        |        |        |        |          |     |     |    |    |              |    |     |     |     |
| FT % 1st Half: 5-9 55.6% 2nd half: 11-13 84.6% Game: 16-22 72.7%  |                   |        |        |        |        |          |     |     |    |    |              |    |     |     |     |
| Deadball Rebounds 0,1   |                   |        |        |        |        |          |     |     |    |    |              |    |     |     |     |

Officials: Doug Simmons, Paul Janssen, Rodrick Dixon  
Technical fouls: Long Beach State-None. Texas-None.  
Attendance: 10173

| Score by periods | 1st | 2nd | Total |
|------------------|-----|-----|-------|
| Long Beach State | 34  | 31  | 65    |
| Texas            | 28  | 43  | 71    |

Last FG - LBSU 2nd-00:21, UT 2nd-02:35.  
Largest lead - LBSU by 12 2nd-17:52, UT by 10 2nd-02:35.  
LBSU led for 27:30. UT led for 09:28. Game was tied for 02:58.

| Points | In Paint | Off T/O | 2nd Chance | Fast Break | Bench |
|--------|----------|---------|------------|------------|-------|
| LBSU   | 20       | 7       | 18         | 3          | 20    |
| UT     | 26       | 11      | 9          | 4          | 30    |

Score tied - 4 times.  
Lead changed - 7 times.

Official Basketball Box Score -- Game Totals -- Final Statistics  
Arkansas vs Texas  
12/17/16 1:30 PM at Toyota Center (Houston, TX)

Arkansas 77 • 9-1

| #  | Player          | Total  |        | 3-Ptr  |        | Rebounds |     |     | PF | TP | A TO Blk Stl |    |     |     | Min |
|--|-----------------|--------|--------|--------|--------|----------|-----|-----|----|----|--------------|----|-----|-----|-----|
|  |                 | FG-FGA | FG-FGA | FT-FTA | FT-FTA | Off      | Def | Tot |    |    | A            | TO | Blk | Stl |     |
| 00   | Jaylen Barford  | *      | 4-10   | 0-3    | 3-3    | 0        | 3   | 3   | 4  | 11 | 3            | 2  | 1   | 1   | 26  |
| 04   | Daryl Macon     | *      | 4-12   | 1-5    | 14-14  | 1        | 3   | 4   | 1  | 23 | 3            | 1  | 0   | 1   | 29  |
| 13   | Dustin Thomas   | *      | 0-3    | 0-0    | 0-0    | 2        | 1   | 3   | 4  | 0  | 0            | 0  | 1   | 0   | 21  |
| 21   | Manuale Watkins | *      | 3-4    | 0-0    | 0-0    | 1        | 3   | 4   | 2  | 6  | 0            | 1  | 0   | 1   | 20  |
| 33   | Moses Kingsley  | *      | 2-8    | 0-0    | 3-3    | 1        | 9   | 10  | 1  | 7  | 0            | 2  | 5   | 0   | 32  |
| 01   | Trey Thompson   |        | 1-4    | 0-0    | 1-2    | 2        | 1   | 3   | 2  | 3  | 0            | 0  | 0   | 0   | 8   |
| 03   | Dusty Hannahs   |        | 5-11   | 3-6    | 2-3    | 0        | 0   | 0   | 3  | 15 | 1            | 2  | 0   | 2   | 24  |
| 05   | Arlando Cook    |        | 1-1    | 0-0    | 4-4    | 0        | 2   | 2   | 4  | 6  | 1            | 0  | 1   | 1   | 17  |
| 31   | Anton Beard     |        | 2-9    | 0-2    | 2-2    | 2        | 3   | 5   | 3  | 6  | 2            | 2  | 0   | 0   | 23  |
| Team   |                 |        |        |        |        | 4        | 3   | 7   |    |    |              |    |     |     |     |
| Totals   |                 |        | 22-62  | 4-16   | 29-31  | 13       | 28  | 41  | 24 | 77 | 10           | 10 | 8   | 6   | 200 |
| FG % 1st Half: 9-34 26.5% 2nd half: 13-28 46.4% Game: 22-62 35.5%  |                 |        |        |        |        |          |     |     |    |    |              |    |     |     |     |
| 3FG % 1st Half: 1-9 11.1% 2nd half: 3-7 42.9% Game: 4-16 25.0%     |                 |        |        |        |        |          |     |     |    |    |              |    |     |     |     |
| FT % 1st Half: 11-12 91.7% 2nd half: 18-19 94.7% Game: 29-31 93.5% |                 |        |        |        |        |          |     |     |    |    |              |    |     |     |     |
| Deadball Rebounds 1  |                 |        |        |        |        |          |     |     |    |    |              |    |     |     |     |

Texas 74 • 5-5

| #  | Player           | Total  |        | 3-Ptr  |        | Rebounds |     |     | PF | TP | A TO Blk Stl |    |     |     | Min |
|--|------------------|--------|--------|--------|--------|----------|-----|-----|----|----|--------------|----|-----|-----|-----|
|  |                  | FG-FGA | FG-FGA | FT-FTA | FT-FTA | Off      | Def | Tot |    |    | A            | TO | Blk | Stl |     |
| 00   | Tevin Mack       | *      | 7-16   | 4-8    | 2-7    | 4        | 8   | 12  | 1  | 20 | 1            | 2  | 0   | 0   | 38  |
| 01   | Andrew Jones     | *      | 4-6    | 1-3    | 8-11   | 0        | 2   | 2   | 4  | 17 | 7            | 2  | 0   | 3   | 32  |
| 12   | Kerwin Roach Jr. | *      | 5-12   | 0-1    | 2-4    | 1        | 2   | 3   | 4  | 12 | 1            | 2  | 0   | 1   | 27  |
| 31   | Jarrett Allen    | *      | 5-10   | 0-0    | 1-4    | 4        | 6   | 10  | 3  | 11 | 2            | 2  | 2   | 1   | 33  |
| 32   | Shaquille Cleare | *      | 3-6    | 0-0    | 4-4    | 4        | 3   | 7   | 4  | 10 | 1            | 2  | 0   | 2   | 23  |
| 03   | Jacob Young      |        | 0-2    | 0-1    | 0-0    | 0        | 1   | 1   | 4  | 0  | 1            | 2  | 0   | 0   | 12  |
| 04   | James Banks      |        | 1-2    | 0-0    | 0-0    | 0        | 1   | 1   | 2  | 2  | 0            | 0  | 1   | 0   | 8   |
| 05   | Kendal Yancy     |        | 0-4    | 0-2    | 2-2    | 0        | 1   | 1   | 0  | 2  | 0            | 1  | 1   | 0   | 11  |
| 10   | Eric Davis Jr.   |        | 0-4    | 0-2    | 0-0    | 0        | 2   | 2   | 1  | 0  | 0            | 1  | 1   | 0   | 16  |
| Team   |                  |        |        |        |        | 4        | 2   | 6   |    |    |              |    |     |     |     |
| Totals   |                  |        | 25-62  | 5-17   | 19-32  | 17       | 28  | 45  | 23 | 74 | 13           | 12 | 7   | 5   | 200 |
| FG % 1st Half: 13-32 40.6% 2nd half: 12-30 40.0% Game: 25-62 40.3% |                  |        |        |        |        |          |     |     |    |    |              |    |     |     |     |
| 3FG % 1st Half: 3-9 33.3% 2nd half: 2-8 25.0% Game: 5-17 29.4%     |                  |        |        |        |        |          |     |     |    |    |              |    |     |     |     |
| FT % 1st Half: 6-10 60.0% 2nd half: 13-22 59.1% Game: 19-32 59.4%  |                  |        |        |        |        |          |     |     |    |    |              |    |     |     |     |
| Deadball Rebounds 5  |                  |        |        |        |        |          |     |     |    |    |              |    |     |     |     |

Officials: Joe DeRosa, Pat Adams, Kerby Sittton  
Technical fouls: Arkansas-None. Texas-None.  
Attendance: 8777

| Score by periods | 1st | 2nd | Total |
|------------------|-----|-----|-------|
| Arkansas         | 30  | 47  | 77    |
| Texas            | 35  | 39  | 74    |

Last FG - AR 2nd-02:28, UT 2nd-00:17.  
Largest lead - AR by 9 2nd-11:58, UT by 7 1st-12:35.  
AR led for 15:20. UT led for 02:22. Game was tied for 02:05.

Score tied - 6 times.  
Lead changed - 3 times.

Official Basketball Box Score -- Game Totals -- Final Statistics  
Alabama Birmingham vs Texas  
12/21/2016 7:01 P.M. at Austin, TX (Frank Erwin Center)

Alabama Birmingham 60 - 6-6

| #                      | Player           | S    | Total  |           | 3-Ptr  |       | FT-FTA | Rebounds |       |       | PF | TP | A To Bk Stl |    |     | Min |
|------------------------|------------------|------|--------|-----------|--------|-------|--------|----------|-------|-------|----|----|-------------|----|-----|-----|
|                        |                  |      | FG-FGA | FG-FGA    | FT-FTA | Off   |        | Def      | Tot   | A     |    |    | To          | Bk | Stl |     |
| 00                     | BAXTER,HAKEEM    | g    | 2-7    | 0-1       | 4-5    |       | 2      | 3        | 5     | 2     | 8  | 1  | 2           | 0  | 0   | 22  |
| 03                     | COKLEY,CHRIS     | f    | 1-3    | 0-0       | 0-2    |       | 2      | 3        | 5     | 3     | 2  | 2  | 1           | 0  | 13  |     |
| 05                     | LAVENDER,DEION   | g    | 1-4    | 0-0       | 1-2    |       | 0      | 4        | 4     | 0     | 3  | 3  | 5           | 0  | 1   | 21  |
| 11                     | WILLIAMS,DIRK    | g    | 5-10   | 1-5       | 2-2    |       | 1      | 2        | 3     | 0     | 13 | 0  | 4           | 0  | 1   | 29  |
| 34                     | LEE,WILLIAM      | f    | 2-9    | 0-3       | 0-0    |       | 0      | 2        | 2     | 0     | 4  | 0  | 2           | 2  | 0   | 22  |
| 01                     | WATTS,DENZELL    |      | 1-3    | 1-2       | 0-0    |       | 0      | 0        | 0     | 1     | 3  | 1  | 0           | 0  | 2   | 14  |
| 10                     | WILLIAMS,JAVIEN  |      | 0-2    | 0-1       | 0-0    |       | 0      | 1        | 1     | 0     | 0  | 1  | 0           | 0  | 0   | 13  |
| 13                     | DARLING,NATE     |      | 3-3    | 1-1       | 0-0    |       | 0      | 1        | 1     | 1     | 7  | 1  | 1           | 0  | 1   | 19  |
| 21                     | MEHINTI,TOSIN    |      | 2-4    | 0-0       | 2-2    |       | 0      | 2        | 2     | 6     | 0  | 1  | 0           | 0  | 0   | 21  |
| 22                     | MADISON,TYLER    |      | 2-4    | 0-0       | 4-5    |       | 1      | 1        | 2     | 2     | 8  | 0  | 1           | 0  | 1   | 16  |
| 33                     | SMALLWOOD,THOMAS |      | 3-4    | 0-1       | 0-1    |       | 2      | 0        | 2     | 2     | 6  | 1  | 0           | 0  | 0   | 10  |
| TEAM                   |                  |      |        |           |        |       | 0      | 1        | 1     | 0     |    |    | 0           |    |     |     |
| TOTALS                 |                  |      | 22-53  | 3-14      | 13-19  |       | 8      | 20       | 28    | 13    | 60 | 10 | 18          | 3  | 6   | 200 |
| Dendball Rebounds: 3.0 |                  |      |        |           |        |       |        |          |       |       |    |    |             |    |     |     |
| FG % 1st Half:         |                  | 9-26 | 34.6%  | 2nd Half: | 13-27  | 48.1% | Game:  |          | 22-53 | 41.5% |    |    |             |    |     |     |
| FT % 1st Half:         |                  | 1-6  | 16.7%  | 2nd Half: | 2-8    | 25.0% | Game:  |          | 3-14  | 21.4% |    |    |             |    |     |     |
| 3PT % 1st Half:        |                  | 8-12 | 66.7%  | 2nd Half: | 5-7    | 71.4% | Game:  |          | 13-19 | 68.4% |    |    |             |    |     |     |



**Official Basketball Box Score -- Game Totals -- Final Statistics**  
**Texas vs Kansas State**  
**12/30/16 7:05 p.m. CT at Manhattan, Kan. - Bramlage Coliseum**

**Texas 62 • 6-7 (0-1)**

| #      | Player            | Total  |        | 3-Ptr  |        | Rebounds |     |     | PF | TP | A TO Blk Stl |    |     |     |  | Min |
|--------|-------------------|--------|--------|--------|--------|----------|-----|-----|----|----|--------------|----|-----|-----|--|-----|
|        |                   | FG-FGA | FG-FGA | FT-FTA | FT-FTA | Off      | Def | Tot |    |    | A            | TO | Blk | Stl |  |     |
| 31     | Allen, Jarrett    | f      | 6-8    | 0-0    | 2-2    | 4        | 9   | 13  | 1  | 14 | 2            | 4  | 1   | 0   |  | 35  |
| 32     | Cleare, Shaquille | f      | 4-7    | 0-0    | 2-2    | 2        | 4   | 6   | 3  | 10 | 1            | 3  | 0   | 0   |  | 28  |
| 00     | Mack, Tevin       | g      | 4-13   | 1-7    | 0-0    | 0        | 2   | 2   | 3  | 9  | 1            | 0  | 2   | 1   |  | 34  |
| 01     | Jones, Andrew     | g      | 3-5    | 1-2    | 0-0    | 0        | 0   | 0   | 3  | 7  | 2            | 4  | 1   | 2   |  | 26  |
| 12     | Roach Jr., Kerwin | g      | 3-9    | 1-3    | 3-8    | 1        | 3   | 4   | 5  | 10 | 4            | 3  | 0   | 1   |  | 31  |
| 03     | Young, Jacob      |        | 2-5    | 2-4    | 0-0    | 0        | 0   | 0   | 4  | 6  | 0            | 0  | 0   | 0   |  | 13  |
| 04     | Banks, James      |        | 1-1    | 0-0    | 0-0    | 1        | 0   | 1   | 4  | 2  | 0            | 1  | 0   | 0   |  | 8   |
| 05     | Yancy, Kendal     |        | 0-1    | 0-0    | 0-0    | 0        | 1   | 1   | 0  | 0  | 0            | 0  | 0   | 1   |  | 4   |
| 10     | Davis Jr., Eric   |        | 2-5    | 0-2    | 0-0    | 0        | 4   | 4   | 3  | 4  | 2            | 2  | 0   | 0   |  | 21  |
|        | Team              |        |        |        |        | 2        | 3   | 5   |    |    |              |    |     |     |  |     |
| Totals |                   |        | 25-54  | 5-18   | 7-12   | 10       | 26  | 36  | 26 | 62 | 12           | 17 | 4   | 5   |  | 200 |

FG % 1st Half: 11-33 33.3% 2nd half: 14-21 66.7% Game: 25-54 46.3% Deadball Rebounds 3  
3FG % 1st Half: 2-10 20.0% 2nd half: 3-8 37.5% Game: 5-18 27.8%  
FT % 1st Half: 5-6 83.3% 2nd half: 2-6 33.3% Game: 7-12 58.3%

**Kansas State 65 • 12-1 (1-0)**

| #      | Player           | Total  |        | 3-Ptr  |        | Rebounds |     |     | PF | TP | A TO Blk Stl |    |     |     |  | Min |
|--------|------------------|--------|--------|--------|--------|----------|-----|-----|----|----|--------------|----|-----|-----|--|-----|
|        |                  | FG-FGA | FG-FGA | FT-FTA | FT-FTA | Off      | Def | Tot |    |    | A            | TO | Blk | Stl |  |     |
| 04     | JOHNSON, D.J.    | f      | 2-4    | 0-0    | 5-6    | 1        | 2   | 3   | 2  | 9  | 2            | 3  | 1   | 1   |  | 31  |
| 32     | WADE, Dean       | f      | 7-10   | 2-4    | 2-3    | 1        | 1   | 2   | 3  | 18 | 2            | 1  | 1   | 1   |  | 30  |
| 03     | STOKES, Kamau    | g      | 2-10   | 2-5    | 9-10   | 0        | 1   | 1   | 3  | 15 | 6            | 2  | 0   | 1   |  | 39  |
| 05     | BROWN, Barry     | g      | 2-11   | 0-5    | 3-6    | 3        | 4   | 7   | 3  | 7  | 1            | 0  | 0   | 4   |  | 34  |
| 25     | IWUNDU, Wesley   | g      | 4-9    | 1-4    | 7-8    | 0        | 7   | 7   | 0  | 16 | 2            | 1  | 0   | 2   |  | 37  |
| 01     | ERVIN II, Carlbe |        | 0-1    | 0-0    | 0-0    | 0        | 1   | 1   | 0  | 0  | 0            | 2  | 1   | 1   |  | 9   |
| 11     | PATRICK, Brian   |        | 0-1    | 0-1    | 0-0    | 0        | 0   | 0   | 0  | 0  | 0            | 0  | 1   | 0   |  | 4   |
| 20     | SNEED, Xavier    |        | 0-1    | 0-1    | 0-0    | 0        | 3   | 3   | 2  | 0  | 1            | 3  | 0   | 1   |  | 11  |
| 35     | BUDKE, Austin    |        | 0-0    | 0-0    | 0-0    | 0        | 0   | 0   | 3  | 0  | 0            | 0  | 0   | 1   |  | 5   |
|        | Team             |        |        |        |        | 3        | 2   | 5   |    |    |              |    |     |     |  |     |
| Totals |                  |        | 17-47  | 5-20   | 26-33  | 8        | 21  | 29  | 16 | 65 | 14           | 12 | 4   | 12  |  | 200 |

FG % 1st Half: 8-21 38.1% 2nd half: 9-26 34.6% Game: 17-47 36.2% Deadball Rebounds 3  
3FG % 1st Half: 1-9 11.1% 2nd half: 4-11 36.4% Game: 5-20 25.0%  
FT % 1st Half: 15-19 78.9% 2nd half: 11-14 78.6% Game: 26-33 78.8%

Officials: Tom Eades, Kelly Self, Gerry Pollard  
Technical fouls: Texas-Mack, Tevin. Kansas State-BROWN, Barry.  
Attendance: 12528  
Big 12 Opener for both schools.

| Score by periods | 1st | 2nd | Total |
|------------------|-----|-----|-------|
| Texas            | 29  | 33  | 62    |
| Kansas State     | 32  | 33  | 65    |

|           | In Paint | Off T/O | 2nd Chance | Fast Break | Bench |
|-----------|----------|---------|------------|------------|-------|
| Points UT | 38       | 11      | 8          | 4          | 12    |
| KS        | 18       | 14      | 3          | 7          | 0     |

Last FG - UT 2nd-00:02, KS 2nd-04:34.  
Largest lead - UT by 7 1st-16:57, KS by 13 2nd-07:23.  
UT led for 06:50. KS led for 32:02. Game was tied for 01:08.

Score tied - 3 times.  
Lead changed - 5 times.

**Official Basketball Box Score -- Game Totals -- Final Statistics**  
**Oklahoma State vs Texas**  
**01/04/17 7:01 P.M. at Austin, TX (Frank Erwin Center)**

**Oklahoma State 79 • 10-4, 0-2**

| #      | Player            | Total  |        | 3-Ptr  |        | Rebounds |     |     | PF | TP | A TO Blk Stl |    |     |     |  | Min |
|--------|-------------------|--------|--------|--------|--------|----------|-----|-----|----|----|--------------|----|-----|-----|--|-----|
|        |                   | FG-FGA | FG-FGA | FT-FTA | FT-FTA | Off      | Def | Tot |    |    | A            | TO | Blk | Stl |  |     |
| 23     | Hammonds, Leyton  | f      | 1-5    | 0-4    | 5-6    | 1        | 4   | 5   | 3  | 7  | 0            | 0  | 1   | 0   |  | 26  |
| 30     | Carroll, Jeffrey  | f      | 11-18  | 2-5    | 0-0    | 2        | 5   | 7   | 3  | 24 | 3            | 1  | 0   | 0   |  | 37  |
| 14     | N'Guessan, Lucas  | c      | 2-3    | 0-0    | 0-0    | 1        | 1   | 2   | 4  | 4  | 0            | 1  | 0   | 0   |  | 11  |
| 01     | Evans, Jawun      | g      | 5-10   | 2-3    | 7-7    | 0        | 3   | 3   | 5  | 19 | 4            | 5  | 0   | 1   |  | 29  |
| 13     | Forté, Phil       | g      | 2-12   | 2-7    | 3-4    | 1        | 2   | 3   | 2  | 9  | 2            | 1  | 0   | 1   |  | 38  |
| 00     | Averette, Brandon |        | 1-3    | 1-1    | 0-0    | 1        | 2   | 3   | 2  | 3  | 0            | 0  | 0   | 0   |  | 8   |
| 04     | Dziagwa, Thomas   |        | 3-6    | 1-4    | 0-0    | 0        | 0   | 0   | 0  | 7  | 3            | 2  | 0   | 0   |  | 14  |
| 12     | McGriff, Cameron  |        | 1-4    | 0-1    | 4-6    | 2        | 1   | 3   | 4  | 6  | 0            | 1  | 0   | 1   |  | 17  |
| 24     | Dillard, Davon    |        | 0-0    | 0-0    | 0-0    | 0        | 0   | 0   | 0  | 0  | 0            | 0  | 0   | 0   |  | 1   |
| 04     | Lienhard, Will    |        | 0-0    | 0-0    | 0-0    | 0        | 1   | 1   | 1  | 0  | 0            | 0  | 0   | 0   |  | 4   |
| 41     | Solomon, Mitchell |        | 0-0    | 0-0    | 0-0    | 0        | 4   | 4   | 4  | 0  | 0            | 0  | 2   | 0   |  | 15  |
|        | Team              |        |        |        |        | 1        | 0   | 1   |    |    |              |    |     |     |  |     |
| Totals |                   |        | 26-61  | 8-25   | 19-23  | 9        | 23  | 32  | 28 | 79 | 12           | 11 | 2   | 4   |  | 200 |

FG % 1st Half: 15-32 46.9% 2nd half: 11-29 37.9% Game: 26-61 42.6% Deadball Rebounds 1,1  
3FG % 1st Half: 3-11 27.3% 2nd half: 5-14 35.7% Game: 8-25 32.0%  
FT % 1st Half: 6-7 85.7% 2nd half: 13-16 81.3% Game: 19-23 82.6%

**Texas 82 • 7-7, 1-1**

| #      | Player            | Total  |        | 3-Ptr  |        | Rebounds |     |     | PF | TP | A TO Blk Stl |    |     |     |  | Min |
|--------|-------------------|--------|--------|--------|--------|----------|-----|-----|----|----|--------------|----|-----|-----|--|-----|
|        |                   | FG-FGA | FG-FGA | FT-FTA | FT-FTA | Off      | Def | Tot |    |    | A            | TO | Blk | Stl |  |     |
| 31     | Allen, Jarrett    | f      | 2-7    | 0-0    | 4-4    | 2        | 9   | 11  | 3  | 8  | 0            | 3  | 2   | 0   |  | 32  |
| 32     | Cleare, Shaquille | f      | 2-5    | 0-0    | 4-4    | 4        | 3   | 7   | 1  | 8  | 1            | 2  | 0   | 0   |  | 18  |
| 00     | Mack, Tevin       | g      | 10-17  | 4-7    | 3-5    | 1        | 3   | 4   | 1  | 27 | 1            | 2  | 1   | 0   |  | 39  |
| 01     | Jones, Andrew     | g      | 2-11   | 0-4    | 6-10   | 1        | 3   | 4   | 3  | 10 | 2            | 0  | 0   | 1   |  | 28  |
| 12     | Roach Jr., Kerwin | g      | 3-3    | 0-0    | 5-6    | 0        | 5   | 5   | 4  | 11 | 6            | 2  | 1   | 2   |  | 36  |
| 03     | Young, Jacob      |        | 1-4    | 0-2    | 0-0    | 0        | 0   | 0   | 4  | 2  | 1            | 1  | 0   | 0   |  | 14  |
| 04     | Banks, James      |        | 0-2    | 0-0    | 0-0    | 0        | 1   | 1   | 2  | 0  | 0            | 0  | 2   | 0   |  | 5   |
| 10     | Davis Jr., Eric   |        | 5-8    | 3-6    | 3-4    | 1        | 0   | 1   | 3  | 16 | 0            | 1  | 0   | 1   |  | 28  |
|        | Team              |        |        |        |        | 1        | 3   | 4   |    |    |              |    |     |     |  |     |
| Totals |                   |        | 25-57  | 7-19   | 25-33  | 10       | 27  | 37  | 21 | 82 | 11           | 11 | 6   | 4   |  | 200 |

FG % 1st Half: 10-28 35.7% 2nd half: 15-29 51.7% Game: 25-57 43.9% Deadball Rebounds 6,2  
3FG % 1st Half: 3-11 27.3% 2nd half: 4-8 50.0% Game: 7-19 36.8%  
FT % 1st Half: 14-17 82.4% 2nd half: 11-16 68.8% Game: 25-33 75.8%

Officials: Ray Natili, Michael Greenstein, Kerby Sitton  
Technical fouls: Oklahoma State-None. Texas-None.  
Attendance: 9753

| Score by periods | 1st | 2nd | Total |
|------------------|-----|-----|-------|
| Oklahoma State   | 39  | 40  | 79    |
| Texas            | 37  | 45  | 82    |

|            | In Paint | Off T/O | 2nd Chance | Fast Break | Bench |
|------------|----------|---------|------------|------------|-------|
| Points OSU | 28       | 19      | 8          | 9          | 16    |
| UT         | 36       | 19      | 13         | 16         | 18    |

Last FG - OSU 2nd-00:01, UT 2nd-00:24.  
Largest lead - OSU by 7 2nd-18:43, UT by 11 2nd-11:32.  
OSU led for 14:36. UT led for 22:03. Game was tied for 03:21.

Score tied - 5 times.  
Lead changed - 9 times.

**Official Basketball Box Score -- Game Totals -- Final Statistics**  
**Texas vs Iowa State**  
**01-07-17 8:15 p.m. at Hilton Coliseum - Ames, Iowa**

**Texas 70 • 7-8, 1-2 Big 12**

| #      | Player            | Total  |        | 3-Ptr  |        | Rebounds |     |     | PF | TP | A TO Blk Stl |    |     |     |  | Min |
|--------|-------------------|--------|--------|--------|--------|----------|-----|-----|----|----|--------------|----|-----|-----|--|-----|
|        |                   | FG-FGA | FG-FGA | FT-FTA | FT-FTA | Off      | Def | Tot |    |    | A            | TO | Blk | Stl |  |     |
| 00     | Mack, Tevin       | *      | 6-13   | 2-6    | 1-2    | 3        | 3   | 6   | 2  | 15 | 1            | 2  | 1   | 0   |  | 34  |
| 01     | Jones, Andrew     | *      | 5-7    | 2-3    | 2-3    | 0        | 7   | 7   | 2  | 14 | 2            | 3  | 0   | 0   |  | 29  |
| 12     | Roach Jr., Kerwin | *      | 7-9    | 4-4    | 3-6    | 1        | 1   | 2   | 3  | 21 | 5            | 3  | 1   | 1   |  | 37  |
| 31     | Allen, Jarrett    | *      | 5-10   | 0-0    | 1-2    | 0        | 7   | 7   | 2  | 11 | 1            | 7  | 3   | 0   |  | 35  |
| 32     | Cleare, Shaquille | *      | 3-7    | 0-0    | 0-0    | 1        | 6   | 7   | 1  | 6  | 0            | 1  | 0   | 0   |  | 14  |
| 03     | Young, Jacob      |        | 0-2    | 0-2    | 1-1    | 1        | 2   | 3   | 2  | 1  | 0            | 2  | 0   | 1   |  | 24  |
| 04     | Banks, James      |        | 0-0    | 0-0    | 0-2    | 0        | 0   | 0   | 0  | 0  | 0            | 0  | 1   | 0   |  | 8   |
| 10     | Davis Jr., Eric   |        | 1-3    | 0-1    | 0-0    | 0        | 1   | 1   | 2  | 2  | 1            | 1  | 0   | 0   |  | 19  |
|        | Team              |        |        |        |        | 1        | 1   | 2   |    |    |              |    |     |     |  |     |
| Totals |                   |        | 27-51  | 8-16   | 8-16   | 7        | 28  | 35  | 14 | 70 | 12           | 19 | 6   | 2   |  | 200 |

FG % 1st Half: 12-24 50.0% 2nd half: 15-27 55.6% Game: 27-51 52.9% Deadball Rebounds 5  
3FG % 1st Half: 3-8 37.5% 2nd half: 5-8 62.5% Game: 8-16 50.0%  
FT % 1st Half: 4-8 50.0% 2nd half: 4-8 50.0% Game: 8-16 50.0%

**Iowa State 79 • 10-4, 2-1 Big 12**

| #      | Player            | Total  |        | 3-Ptr  |        | Rebounds |     |     | PF | TP | A TO Blk Stl |    |     |     |  | Min |
|--------|-------------------|--------|--------|--------|--------|----------|-----|-----|----|----|--------------|----|-----|-----|--|-----|
|        |                   | FG-FGA | FG-FGA | FT-FTA | FT-FTA | Off      | Def | Tot |    |    | A            | TO | Blk | Stl |  |     |
| 10     | Bowie, Darrell    | *      | 3-9    | 0-0    | 0-2    | 1        | 0   | 1   | 2  | 6  | 1            | 0  | 0   | 2   |  | 19  |
| 11     | Morris, Monte     | *      | 8-15   | 3-7    | 3-4    | 3        | 7   | 10  | 0  | 22 | 6            | 0  | 0   | 2   |  | 38  |
| 15     | Mitrou-Long, Naz  | *      | 4-11   | 3-8    | 0-0    | 0        | 1   | 1   | 0  | 11 | 4            | 3  | 0   | 1   |  | 36  |
| 21     | Thomas, Matt      | *      | 2-6    | 1-3    | 0-0    | 1        | 0   | 1   | 0  | 5  | 3            | 2  | 0   | 4   |  | 30  |
| 30     | Burton, Deonte    | *      | 12-17  | 3-4    | 0-3    | 1        | 4   | 5   | 4  | 27 | 3            | 4  | 2   | 2   |  | 33  |
| 01     | Weiler-Babb, Nick |        | 1-1    | 0-0    | 0-1    | 0        | 4   | 4   | 3  | 2  | 1            | 2  | 0   | 0   |  | 16  |
| 04     | Jackson, Donovan  |        | 1-5    | 0-2    | 0-2    | 0        | 2   | 2   | 0  | 4  | 1            | 0  | 0   | 1   |  | 22  |
| 33     | Young, Solomon    |        | 1-1    | 0-0    | 0-0    | 1        | 1   | 2   | 2  | 2  | 0            | 0  | 0   | 0   |  | 6   |
|        | Team              |        |        |        |        | 2        | 1   | 3   |    |    |              |    |     |     |  |     |
| Totals |                   |        | 32-65  | 10-24  | 5-12   | 9        | 20  | 29  | 11 | 79 | 19           | 11 | 2   | 12  |  | 200 |

FG % 1st Half: 18-42 42.9% 2nd half: 14-23 60.9% Game: 32-65 49.2% Deadball Rebounds 3  
3FG % 1st Half: 4-13 30.8% 2nd half: 6-11 54.5% Game: 10-24 41.7%  
FT % 1st Half: 4-13 30.8% 2nd half: 5-11 45.5% Game: 5-12 41

Official Basketball Box Score -- Game Totals -- Final Statistics  
West Virginia vs Texas  
1/14/2017 3:10 P.M. at Austin, TX (Frank Erwin Center)

West Virginia 74 - 15-2, 4-1

| #                    | Player           | S | Total |                 | 3-Ptr | FT-FTA      | Rebounds |     |     | PF | TP | A  | TO | Blk | Stl | N |
|----------------------|------------------|---|-------|-----------------|-------|-------------|----------|-----|-----|----|----|----|----|-----|-----|---|
|                      |                  |   | FG    | FGA             |       |             | Off      | Def | Tot |    |    |    |    |     |     |   |
| 02                   | CARTER,JEVON     | g | 5-9   | 0-3             | 5-6   | 0           | 4        | 4   | 3   | 15 | 3  | 2  | 0  | 1   | 3   |   |
| 04                   | MILES JR.,DAXTER | g | 3-11  | 0-6             | 1-1   | 0           | 1        | 1   | 3   | 7  | 1  | 1  | 0  | 2   | 2   |   |
| 11                   | ADRIAN,NATHAN    | f | 2-3   | 1-1             | 3-4   | 4           | 2        | 6   | 3   | 8  | 0  | 1  | 0  | 0   | 2   |   |
| 20                   | WATKINS,BRANDON  | f | 1-2   | 0-0             | 0-0   | 1           | 3        | 4   | 1   | 2  | 1  | 0  | 0  | 0   | 1   |   |
| 23                   | AHMAD,ESA        | f | 0-2   | 0-0             | 4-6   | 4           | 1        | 5   | 2   | 4  | 0  | 5  | 0  | 1   | 1   |   |
| 00                   | MYERS,TEYVON     | g | 4-9   | 1-3             | 7-10  | 1           | 0        | 1   | 1   | 16 | 0  | 2  | 0  | 2   | 2   |   |
| 12                   | PHILLIP,TARIK    | g | 6-10  | 1-3             | 1-3   | 0           | 4        | 4   | 2   | 14 | 1  | 1  | 0  | 1   | 3   |   |
| 15                   | WEST,LAMONT      | g | 1-2   | 1-2             | 0-0   | 0           | 2        | 2   | 1   | 3  | 0  | 0  | 0  | 0   | 0   |   |
| 25                   | BENDER,MACIEJ    | g | 1-2   | 0-0             | 0-0   | 0           | 0        | 0   | 0   | 2  | 0  | 0  | 0  | 0   | 0   |   |
| 45                   | MACON,ELIJAH     | g | 0-0   | 0-0             | 0-0   | 0           | 0        | 0   | 1   | 0  | 0  | 1  | 2  | 1   | 1   |   |
| 50                   | KONATE,SAGABA    | g | 1-2   | 0-0             | 1-2   | 0           | 1        | 1   | 4   | 3  | 0  | 2  | 1  | 0   | 1   |   |
| TEAM                 |                  |   |       |                 |       | 0           | 1        | 1   | 0   |    |    | 0  |    |     |     |   |
| TOTALS               |                  |   | 24-52 | 4-18            | 22-32 | 10          | 19       | 29  | 21  | 74 | 6  | 15 | 3  | 8   | 20  |   |
| Deadball Rebounds: 1 |                  |   |       |                 |       |             |          |     |     |    |    |    |    |     |     |   |
| FG % 1st Half: 14-29 |                  |   | 48.3% | 2nd Half: 10-23 | 43.5% | Game: 24-52 | 46.2%    |     |     |    |    |    |    |     |     |   |
| 3FG % 1st Half: 4-13 |                  |   | 30.8% | 2nd Half: 0-6   | 00.0% | Game: 4-18  | 22.2%    |     |     |    |    |    |    |     |     |   |
| FT % 1st Half: 7-9   |                  |   | 77.8% | 2nd Half: 15-23 | 65.2% | Game: 22-32 | 68.8%    |     |     |    |    |    |    |     |     |   |

Texas 72 - 7-10, 1-4

| #  | Player           | S | Total |                 | 3-Pr  | FT-FTA      | Off Reb | Rebounds |         | PF | TP | A  | TO | Blk | Stl | N |
|--|------------------|---|-------|-----------------|-------|-------------|---------|----------|---------|----|----|----|----|-----|-----|---|
|  |                  |   | FG    | FGA             | 3PT   |             |         | FG-FA    | Def Reb |    |    |    |    |     |     |   |
| 03   | YOUNG,JACOB      | g | 2-6   | 2-4             | 2-2   | 0           | 2       | 2        | 4       | 8  | 0  | 2  | 0  | 0   | 2   |   |
| 10   | DAVIS JR.,ERIC   | g | 1-4   | 1-4             | 2-2   | 0           | 1       | 1        | 4       | 5  | 4  | 5  | 0  | 0   | 3   |   |
| 12   | ROACH JR.,KERWIN | g | 3-8   | 1-4             | 4-7   | 0           | 6       | 6        | 4       | 11 | 5  | 4  | 0  | 1   | 3   |   |
| 31   | ALLEN,JARRETT    | f | 6-7   | 0-0             | 7-8   | 2           | 5       | 7        | 3       | 19 | 1  | 1  | 2  | 0   | 3   |   |
| 32   | CLEARE,SHAQUILLE | f | 6-9   | 0-0             | 0-0   | 2           | 2       | 4        | 0       | 12 | 1  | 2  | 1  | 1   | 3   |   |
| 01   | JONES,ANDREW     | g | 5-13  | 4-9             | 3-4   | 0           | 3       | 3        | 5       | 17 | 1  | 3  | 0  | 2   | 2   |   |
| 04   | BANKS,JAMES      | g | 0-0   | 0-0             | 0-0   | 1           | 1       | 2        | 3       | 0  | 0  | 2  | 1  | 0   | 0   |   |
| 14   | ISOM,MAREIK      | g | 0-1   | 0-1             | 0-0   | 0           | 0       | 0        | 0       | 0  | 0  | 0  | 0  | 0   | 0   |   |
| TEAM   |                  |   |       |                 |       | 1           | 2       | 3        | 0       |    |    | 0  |    |     |     |   |
| TOTALS   |                  |   | 23-48 | 8-22            | 18-23 | 6           | 22      | 28       | 23      | 72 | 12 | 19 | 4  | 4   | 20  |   |
| Deadball Rebounds: 1                               |                  |   |       |                 |       |             |         |          |         |    |    |    |    |     |     |   |
| FG % 1st Half: 10-22                               |                  |   | 45.5% | 2nd Half: 13-26 | 50.0% | Game: 23-48 | 47.9%   |          |         |    |    |    |    |     |     |   |
| 3FG % 1st Half: 4-13                               |                  |   | 30.8% | 2nd Half: 4-9   | 44.4% | Game: 8-22  | 36.4%   |          |         |    |    |    |    |     |     |   |
| FT % 1st Half: 10-12                               |                  |   | 83.3% | 2nd Half: 8-11  | 72.7% | Game: 18-23 | 78.3%   |          |         |    |    |    |    |     |     |   |
| Officials: Gary Maxwell, Paul Janssen, Don Daily   |                  |   |       |                 |       |             |         |          |         |    |    |    |    |     |     |   |
| Technical Fouls: West Virginia- None. Texas- None. |                  |   |       |                 |       |             |         |          |         |    |    |    |    |     |     |   |
| Attendance: 10751                                  |                  |   |       |                 |       |             |         |          |         |    |    |    |    |     |     |   |

Last FG - WVU 2nd-01:39, UT 2nd-00:01.  
Largest lead - West Virginia by 8 1st-07:52, Texas by 7 1st-07:52  
WVU led for 15:43. UT led for 19:22. Game was tied for 4:55.

Score tied - 9 times  
Lead changed - 9 times



Official Basketball Box Score -- Game Totals -- Final Statistics  
Texas vs Baylor  
01/17/17 6 p.m. at Ferrell Center (Waco, Texas)



Texas 64 • 7-11 (1-5)

| #  | Player            | S | Total |      | 3-Ptr | FT-FTA | Rebounds |     |     | PF | TP | A  | TO | Blk | Stl | Min |
|--|-------------------|---|-------|------|-------|--------|----------|-----|-----|----|----|----|----|-----|-----|-----|
|  |                   |   | FG    | FGA  |       |        | Off      | Def | Tot |    |    |    |    |     |     |     |
| 31   | Allen, Jarrett    | f | 7-10  | 0-0  | 3-4   | 3      | 7        | 10  | 4   | 17 | 0  | 2  | 3  | 0   | 31  |     |
| 32   | Cleare, Shaquille | f | 6-10  | 0-0  | 2-2   | 1      | 5        | 6   | 5   | 14 | 0  | 2  | 0  | 0   | 25  |     |
| 03   | Young, Jacob      | g | 0-4   | 0-4  | 2-2   | 0      | 1        | 1   | 0   | 2  | 1  | 0  | 0  | 2   | 27  |     |
| 10   | Davis Jr., Eric   | g | 3-9   | 1-4  | 1-2   | 0      | 1        | 1   | 3   | 8  | 0  | 1  | 0  | 2   | 27  |     |
| 12   | Roach Jr., Kerwin | g | 2-7   | 0-4  | 4-4   | 0      | 4        | 4   | 3   | 8  | 5  | 4  | 0  | 1   | 35  |     |
| 01   | Jones, Andrew     | g | 4-10  | 1-6  | 6-7   | 1      | 3        | 4   | 0   | 15 | 4  | 0  | 0  | 1   | 31  |     |
| 04   | Banks, James      | g | 0-2   | 0-0  | 0-0   | 2      | 0        | 2   | 5   | 0  | 0  | 4  | 0  | 0   | 12  |     |
| 05   | Yancy, Kendal     | g | 0-1   | 0-1  | 0-0   | 0      | 1        | 1   | 2   | 0  | 1  | 1  | 0  | 0   | 10  |     |
| 14   | Isom, Mareik      | g | 0-0   | 0-0  | 0-1   | 0      | 0        | 0   | 0   | 0  | 0  | 0  | 0  | 0   | 2   |     |
| Team   |                   |   |       |      |       | 0      | 0        | 0   |     |    |    |    |    |     |     |     |
| Totals   |                   |   | 22-53 | 2-19 | 18-22 | 7      | 22       | 29  | 22  | 64 | 11 | 14 | 3  | 6   | 200 |     |
| FG % 1st Half: 12-25 48.0% 2nd half: 10-28 35.7% Game: 22-53 41.5% Deadball Rebounds 2,2 |                   |   |       |      |       |        |          |     |     |    |    |    |    |     |     |     |
| 3FG % 1st Half: 1-9 11.1% 2nd half: 1-10 10.0% Game: 2-19 10.5%                          |                   |   |       |      |       |        |          |     |     |    |    |    |    |     |     |     |
| FT % 1st Half: 6-6 100.0 2nd half: 12-16 75.0% Game: 18-22 81.8%                         |                   |   |       |      |       |        |          |     |     |    |    |    |    |     |     |     |

Baylor 74 • 17-1 (5-1) #6/6

| #  | Player             | S | Total |      | 3-Ptr | FT-FTA | Rebounds |     |     | PF | TP | A  | TO | Blk | Stl | Min |
|--|--------------------|---|-------|------|-------|--------|----------|-----|-----|----|----|----|----|-----|-----|-----|
|  |                    |   | FG    | FGA  |       |        | Off      | Def | Tot |    |    |    |    |     |     |     |
| 00   | Lual-Acuil Jr., Jo | f | 1-4   | 0-0  | 0-0   | 1      | 2        | 3   | 3   | 2  | 0  | 2  | 0  | 0   | 13  |     |
| 05   | Motley, Johnathan  | f | 12-19 | 0-2  | 8-11  | 7      | 13       | 20  | 4   | 32 | 2  | 1  | 3  | 1   | 32  |     |
| 20   | Lecomte, Manu      | g | 2-6   | 1-3  | 0-0   | 0      | 2        | 2   | 3   | 5  | 2  | 3  | 0  | 0   | 26  |     |
| 24   | Wainright, Ishmail | g | 1-7   | 0-3  | 0-0   | 1      | 2        | 3   | 1   | 2  | 0  | 2  | 0  | 4   | 35  |     |
| 25   | Freeman, Al        | g | 4-13  | 2-7  | 0-2   | 2      | 1        | 3   | 2   | 10 | 0  | 1  | 0  | 0   | 34  |     |
| 01   | Mitchell, Wendell  | g | 0-0   | 0-0  | 0-0   | 0      | 0        | 0   | 0   | 0  | 0  | 0  | 0  | 0   | 1   |     |
| 03   | Lindsey, Jake      | g | 2-4   | 1-1  | 0-0   | 0      | 1        | 1   | 3   | 5  | 7  | 2  | 0  | 0   | 25  |     |
| 21   | Omot, Nuni         | g | 5-8   | 0-1  | 4-5   | 4      | 1        | 5   | 3   | 14 | 0  | 1  | 0  | 0   | 20  |     |
| 30   | Davis, Jonathan    | g | 0-0   | 0-0  | 0-0   | 0      | 0        | 0   | 0   | 0  | 0  | 0  | 0  | 0   | 1   |     |
| 31   | Maston, Terry      | g | 2-4   | 0-0  | 0-0   | 0      | 2        | 2   | 3   | 4  | 2  | 0  | 1  | 0   | 13  |     |
| Team   |                    |   |       |      |       | 2      | 0        | 2   |     |    |    |    |    |     |     |     |
| Totals   |                    |   | 29-65 | 4-17 | 12-18 | 17     | 24       | 41  | 22  | 74 | 13 | 12 | 4  | 5   | 200 |     |
| FG % 1st Half: 16-34 47.1% 2nd half: 13-31 41.9% Game: 29-65 44.6% Deadball Rebounds 1,2 |                    |   |       |      |       |        |          |     |     |    |    |    |    |     |     |     |
| 3FG % 1st Half: 4-11 36.4% 2nd half: 0-6 0.0% Game: 4-17 23.5%                           |                    |   |       |      |       |        |          |     |     |    |    |    |    |     |     |     |
| FT % 1st Half: 2-4 50.0% 2nd half: 10-14 71.4% Game: 12-18 66.7%                         |                    |   |       |      |       |        |          |     |     |    |    |    |    |     |     |     |

Officials: R- Ray Natili, U1- Kipp Kissinger, U2- Darron George  
Technical fouls: Texas-None. Baylor-Motley, Johnathan.  
Attendance: 7604  
Fouled Out: Texas: #32 Cleare 10:43; #4 Banks 7:25

| Score by periods | 1st | 2nd | Total |
|------------------|-----|-----|-------|
| Texas            | 31  | 33  | 64    |
| Baylor           | 38  | 36  | 74    |



# TEXAS BASKETBALL



## 2016-17 TV/RADIO LINEUP



**0** **TEVIN MACK**  
6-7 So. G/F  
Columbia, S.C.



**1** **ANDREW JONES**  
6-4 Fr. G  
Irving, Texas



**2** **ISAIAH HOBBS**  
6-3 Jr. G  
Palm Beach, Fla.



**3** **JACOB YOUNG**  
6-2 Fr. G  
Houston, Texas




**4** **JAMES BANKS**  
6-10 Fr. C  
Decatur, Ga.



**5** **KENDAL YANCY**  
6-3 Sr. G  
Richardson, Texas



**10** **ERIC DAVIS JR.**  
6-3 So. G  
Saginaw, Mich.



**12** **KERWIN ROACH JR.**  
6-4 So. G  
Houston, Texas




**14** **MAREIK ISOM**  
6-9 Sr. F  
Austin, Texas




**21** **DYLAN OSETKOWSKI**  
6-9 Jr. F  
San Diego, Calif.



**25** **JOE SCHWARTZ**  
6-2 Jr. G  
Waco, Texas



**30** **RYAN McCLURG**  
6-6 Sr. F  
Katy, Texas



**31** **JARRETT ALLEN**  
6-11 Fr. F  
Round Rock, Texas



**32** **SHAQUILLE CLEARE**  
6-8 Sr. F  
Andros, Bahamas

### PRONUNCIATION GUIDE

Jarrett \_\_\_\_\_ **JAIR**-eht  
Cleare \_\_\_\_\_ **CLAIR**

Mareik Isom \_\_\_\_\_ muh-**REAK EYE**-sum  
Osetkowski \_\_\_\_\_ oh-set-**COW**-skee